



Hak Cipta Dilindungi Undang-Undang

1. Dilarang mengutip sebagian atau seluruh karya tulis ini tanpa mencantumkan dan menyebutkan sumber:
 - a. Pengutipan hanya untuk kepentingan pendidikan, penelitian, penulisan karya ilmiah, penyusunan laporan, penulisan kritik atau tinjauan suatu masalah.
 - b. Pengutipan tidak merugikan kepentingan yang wajar UIN Suska Riau.
2. Dilarang mengumumkan dan memperbanyak sebagian atau seluruh karya tulis ini dalam bentuk apapun tanpa izin UIN Suska Riau.



APPLICATION OF DATA MINING FOR CERAMIC SALES DATA ASSOCIATION USING APRIORI ALGORITHM

TUGAS AKHIR

Disusun Sebagai Salah Satu Syarat
Untuk Memperoleh Gelar Sarjana Teknik
Pada Jurusan Teknik Informatika

Oleh

M. ILHAM HABIBI

NIM. 11950115114



UIN SUSKA RIAU

UIN SUSKA RIAU

FAKULTAS SAINS DAN TEKNOLOGI

UNIVERSITAS ISLAM NEGERI SULTAN SYARIF KASIM RIAU

PEKANBARU

2025



LEMBAR PERSETUJUAN

PENERAPAN DATA MINING UNTUK ASOSIASI DATA PENJUALAN KERAMIK MENGGUNAKAN ALGORITMA APRIORI (STUDI KASUS CV SUKSES BERSAMA)

TUGAS AKHIR

Oleh

M. ILHAM HABIBI

NIM. 11950115114

Telah diperiksa dan disetujui sebagai Laporan Tugas Akhir
di Pekanbaru, pada tanggal 8 Januari 2025

Pembimbing I,

Dr. Alwis Nazir, M.Kom.
NIP. 19740807 200901 1 007

LEMBAR PENGESAHAN

PENERAPAN DATA MINING UNTUK ASOSIASI DATA PENJUALAN KERAMIK MENGGUNAKAN ALGORITMA APRIORI (STUDI KASUS CV SUKSES BERSAMA)

Oleh

M. ILHAM HABIBI

NIM. 11950115114

Telah dipertahankan di depan sidang dewan penguji
sebagai salah satu syarat untuk memperoleh gelar Sarjana Teknik
pada Universitas Islam Negeri Sultan Syarif Kasim Riau

Pekanbaru, 8 Januari 2025

Mengesahkan,


Ketua Jurusan,

Dekan,

KEMENTERIAN AGAMA
UIN SULTAN SYARIF KASIM RIAU
PUSAT SAINS DAN TEKNOLOGI

Dr. Hartono, M.Pd

NIP. 19640301 199203 1 003


Iwan Iskandar, M.T
NIP. 19821216 201503 1 003


DEWAN PENGUJI

Ketua : Nazruddin Safaat Harahap, S.T., M.T.

Pembimbing I : Dr. Alwis Nazir, M.Kom.

Penguji I : Dr. Elin Haerani, S.T., M.Kom.

Penguji II : Elvia Budianita, S.T., M.Cs.



SURAT PERNYATAAN

Saya yang bertandatangan di bawah ini :

Nama : M. Ilham Habibi
NIM : 11950115114
Tempat/Tgl.Lahir : Duri, 02 Maret 2000
Fakultas : Sains dan Teknologi
Prodi : Teknik Informatika
Judul Skripsi : Application Of Data Mining For Ceramic
Sales Data Association Using Apriori Algorithm

Menyatakan dengan sebenar-benarnya bahwa:

1. Penulisan Skripsi dengan judul sebagaimana tersebut diatas adalah hasil pemikiran penelitian saya sendiri.
2. Semua kutipan pada karya tulis saya ini sudah disebutkan sumbernya.
3. Oleh karena itu, Skripsi saya ini, saya nyatakan bebas dari plagiat.
4. Apabila dikemudian hari terbukti terdapat plagiat dalam penulisan Skripsi saya tersebut, maka saya bersedia menerima sanksi sesuai perundang-undangan.

Demikian Surat Pernyataan ini saya buat dengan penuh kesadaran dan tanpa paksa pihak manapun juga.

Pekanbaru, 7 Januari 2025
Yang membuat pernyataan,



M. ILHAM HABIBI
NIM. 11950115114



Application of Data Mining for Ceramic Sales Data Association Using Apriori Algorithm

M. Ilham Habibi^{1,*}, Alwis Nazir², Elin Haerani³, Elvia Budianita⁴

^{1,2,3,4}Teknik Informatika Universitas Islam Negeri Sultan Syarif Kasim Riau, Pekanbaru, Indonesia

Article Information

Article History:
Accepted by the Editor: January 00, 2024
Revision: April 00, 2024
Published Online: June 30, 2024

Keywords

Algoritma Apriori
Support
Confidence

Correspondence

Email: 11950115114@students.uin-suska.ac.id*

ABSTRACT

This research is conducted to provide an understanding of consumer purchasing patterns at CV. Sukses Bersama by applying data mining using the association rules method and the Apriori algorithm to identify the relationships between one item that influences other items within a ceramic sales dataset at CV. Sukses Bersama. This information is expected to serve as a foundation for improving sales strategies, optimizing customer satisfaction, and expanding the company's market share. The Apriori algorithm is a popular algorithm implemented to identify association rules in data mining. The Apriori algorithm was chosen due to its ability to efficiently identify association rules and its good scalability in handling large datasets. This research begins with the collection of ceramic sales data, followed by data preprocessing to clean and prepare the data. The Apriori algorithm is then applied to discover the association rules, which generate two matrices: support and confidence, and the results are subsequently evaluated. This research was conducted using Google Colaboratory, a web application that is a cloud-based platform provided by Google to run Python code. The results of the study show that the Apriori algorithm can depict significant association structures between different ceramic brand types in the sales data of CV. Sukses Bersama. The calculation results show that the rule has the maximum support and confidence value, namely 67% support value and 84% confidence value in the rule "if you buy the DIAMD brand, you will buy the TOTAL brand".

This is an open access article under the CC-BY-SA license



1. Introduction

The decline in sales was due to a lack of innovation in its products, causing Nyonya Meneer to incur significant debt and be declared bankrupt by the District Court (PN) in Semarang in 2017. Similarly, the poor management of sales data led to the bankruptcy of 7-Eleven, as the company was burdened by high operational costs that it could not sustain [1].

Due to poor sales data management, many companies face financial collapse. This situation creates an urgent need to improve data governance. The research aims to optimize the use of sales data, thereby increasing efficiency, accuracy, and supporting strategic decision-making to prevent future business losses.





Therefore, sales data is required to serve as a reference source that can be utilized in the business decision-making process. However, the majority of sales data is merely stored as documents and is not used optimally, being limited only to the creation of sales reports [2]. The increase in product sales within a company can be achieved by using data mining methods [3]. Data mining is the process of processing and identifying valuable information from a database by applying techniques from machine learning, statistics, mathematics, and artificial intelligence [4].

By applying data mining, companies can collect data on customers, transactions, and products, which can be used to determine customer purchasing patterns, identify the best-selling products, and discover new market opportunities. One of the commonly used methods in data mining is the data association technique, which is utilized to identify relationships between items in a transaction using the Apriori algorithm.

As time progresses, the implementation of data mining has been amplified across various disciplines, including business and commerce [5]. This study will discuss a case regarding the implementation of data mining for the association of ceramic sales data at CV. Sukses Bersama.

CV. Sukses Bersama is a company operating in the ceramic sales sector. As a retail business specializing in building materials with a focus on ceramic sales, the company often faces highly competitive market conditions. To maintain its sales reputation within the ceramic industry, the company needs to adopt preventive measures to understand market trends and ensure that sales meet expected outcomes. The primary focus of this study is to facilitate the company's management in decision-making and to provide insights into which items are frequently purchased together, enabling all sales transactions to align with customer needs.

This study employs a quantitative approach by implementing the Apriori Method. The Apriori Method is utilized in data mining to identify association rules within the data, commonly referred to as Association Rule Mining (ARM) [6]. The data used in this study consists of ceramic sales data from CV. Sukses Bersama. The results of this research are expected to reveal consumer purchasing patterns and the extent to which one item influences another. Furthermore, the findings can be utilized by CV. Sukses Bersama to enhance marketing strategies and increase profitability.

Results of the research [7] This study examines the application of the Apriori algorithm in analyzing library book borrowing data. The results reveal a pattern indicating that students who borrow books in the project management category tend to also borrow books in the programming category, with a confidence value of 81%. Additionally, a similar tendency is observed among students who borrow books in the expert systems category, as they are also inclined to borrow books in the programming category, with a confidence level of 77%. These findings illustrate the emergence of relational patterns between specific book categories, which can assist in optimizing library collection management.

Results of the research [3] The use of the Apriori algorithm has proven effective in supporting the development of marketing strategies for the distribution of snack products. The research findings indicate that the best-selling snacks at Usaha Rumah DAPOERIN'S include *putu ayu*, *lontong*, *piscok*, and *risoles*. Based on the identified association rules, purchases of *putu ayu* are often followed by purchases of *lontong*, with a support level of 50% and a confidence level of 88%. Similarly, customers purchasing *risoles* or *piscok* tend to also purchase *lontong*, with relatively high support and confidence values.

The study [8] on the application of the Apriori algorithm focuses on determining association techniques by calculating the support value of each item. If the support value meets the standard threshold, the item becomes part of the frequent itemset. The Apriori method continues generating frequent itemsets until no new candidates can be formed. The next step involves calculating the confidence value of the frequent itemsets, and those meeting the minimum confidence threshold are considered valid. The implementation of the Apriori algorithm at Toko Prima Motor Sidomulyo resulted in 13 association rules that met the minimum support and confidence thresholds. These include 2 association rules for Suzuki, 6 for Honda, and 5 for Yamaha, all



satisfying the minimum confidence parameter of 50%. These results can assist the store in identifying spare parts that require higher inventory levels and minimizing stock shortages.

2. Diararang mengemukakan dan memperbanyak sebagian atau seluruh karya tulis ini dalam bentuk apapun tanpa izin UIN Suska Riau.
- The study on the use of the Apriori method in data mining sales transactions of food and beverages at LA Steak Restaurant shows that with a support value of 3% and a confidence value of 80%, significant association patterns were identified. 44 association rules were generated[9]. It demonstrates efficiency in accelerating the formation of itemset combination structures derived from food and beverage sales at LA Steak Restaurant. This combination structure can serve as an important information system for managing inventory of food and beverage supplies and enhancing sales by offering discounts on related menu packages. With this research, restaurant owners can easily formulate sales strategies by increasing stock of frequently ordered food and beverage together, thereby reducing the likelihood of customer disappointment when the ordered menu is unavailable.
- The research [10] titled "Implementation of Data Mining Using the Apriori Algorithm to Improve Drug Sales Patterns" shows that the application of the Apriori method within the system successfully identified frequently occurring item combinations and generated association structures from these item combinations, with a support value of 20% and a confidence value of 50%. This application produces data on the types of drug products that are frequently purchased together by consumers, thereby supporting the analysis of drug sales patterns.
- The results of the calculations and analysis from the implementation of data mining using the Apriori method revealed 142 association rules that met the thresholds of support greater than 10% and confidence of 50%, based on the sample data of consumer sales [11]. After testing using RapidMiner, it was found that products preferred by consumers have a minimum confidence value above 50%. These results indicate a relationship between products that are frequently purchased together, which can be leveraged for more effective marketing planning and product management.
- The study on the application of the Apriori method in data mining for product sales at Indomaret Galang demonstrates that the implementation of the Apriori algorithm for analyzing product sales shows the highest support and confidence values, with a standard confidence $\geq 25\%$. Consequently, the identified association rule is product code = A, F, with the product names *Potabee Chip Bbq 35g* and *Plattos Snack S.pg 30g*, yielding a confidence value of 33% [12]. Based on these results, it can be concluded that Indomaret can group the most frequently purchased items together on the same shelf, allowing customers to save time while shopping.
- The research titled [13] "*Application of the Apriori Method for Counter Sales Analysis Using a Web System*" conducted three system tests by adjusting the minimum support and confidence parameters. Two association patterns were identified, which would later be used for promotional item packages. Each item package includes two quotas from the three trials, with a confidence standard of 90%. The suggested combination of items, according to the author, is: *Voucher Tri 1.5 GB* and *Voucher Tri 1.5 GB mini*, with a confidence value of 99.07%.
- The final study compares two calculations using Weka, specifically Apriori and FP-Growth, which generated 10 association rules with different combinations, including 2 combinations that met the minimum support. The results indicate that if clients purchase P390 and P459, the lift value is 85%, the confidence is 98%, and the lift ratio is 2.03. On the other hand, if consumers do not purchase P46 and P74, it can be confidently predicted they will not purchase P45, with a lift value of 85%, confidence of 100%, and a lift ratio of 1.08. Based on the analysis of both algorithms, it can be concluded that the Apriori algorithm provides a more optimal confidence value for association rules than the FP-Growth algorithm, due to the lower standard support value of item combinations in the association rules across all sales transactions [14]. This is highly beneficial for PT Agung Toyota Denpasar in making optimal orders and avoiding both stock shortages and overstocking of goods.

2. Method

© Hak Cipta milik UIN Suska Riau

Sate Isamic University of Sultan Syarif Kasim Riau

HaCpta Diilindungi Undang-Undang

1. Penelitian mengutip sebagian atau seluruh karya tulis ini tanpa mencantumkan sumber.

2. Penelitian hanya untuk kepentingan pendidikan, penelitian, penulisan karya ilmiah, penyusunan laporan, penulisan kritik atau tinjauan suatu masalah.

3. Penelitian tidak merugikan kepentingan yang wajar UIN Suska Riau.

4. Dilarang mengumumkan dan memperbanyak sebagian atau seluruh karya tulis ini dalam bentuk apapun tanpa izin UIN Suska Riau.

The research methodology refers to the steps or work structure that are systematically followed to achieve the expected objectives of the study. These stages provide clear guidance for conducting the research. Below are the research stages applied in this study, as shown in Figure 2.1.

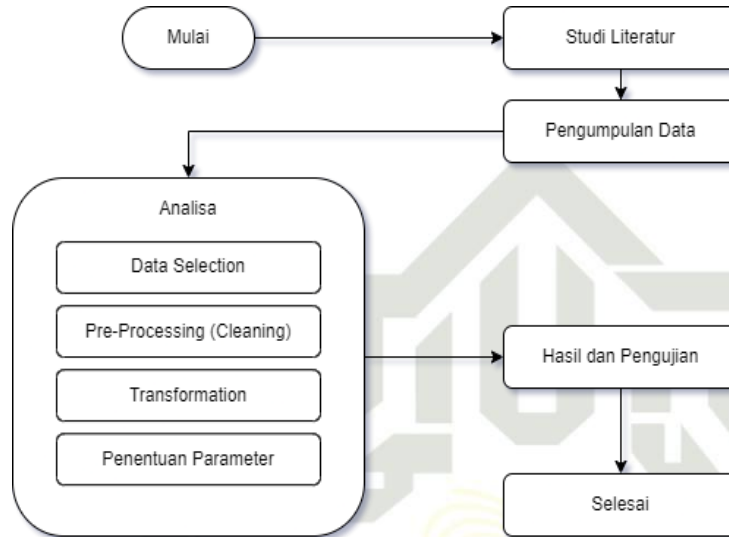


Figure 2.1 Research Methodology Flowchart

A. Literature Study

The research stages involve investigation and analysis of literature or sources such as journals and scholarly works to support understanding and strengthen the theoretical foundation related to the research topic being studied.

B. Data Collection

This study collects data through a data acquisition process according to the research requirements. The data analyzed consists of ceramic sales data from CV. Sukses Bersama, which serves as the primary source to support the research.

C. Analysis

The Data Analysis stages will involve the data mining process commonly referred to as KDD (Knowledge Discovery in Database)[15] This involves mining and analyzing data sets to extract useful information and knowledge. The details of the analysis will be explained as follows :

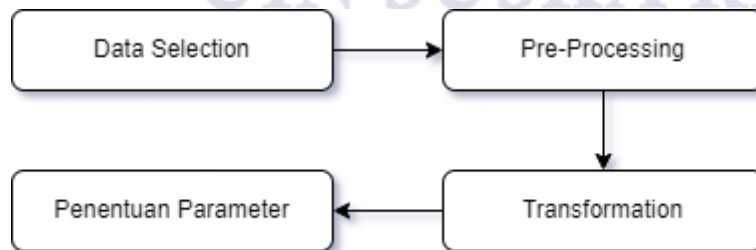


Figure 2.2 Analysis Diagram



2. Dilarang mengemukakan dan memperbanyak sebagian atau seluruh karya tulis ini dalam bentuk apapun tanpa izin UIN Suska Riau.

Hak cipta milik UIN Suska Riau

CAHAYA PELANGI, TOKO	CENTRO BIRU 25X25	2022-08-01	JL*1417.1031	40	DUS	107	4525	BARI	GEMILANG
ISLAMANDIRI, TOKO	CENTRO BIRU 25X25	2022-08-01	JL*9968.9007	49	DUS	468	3828	ROBBY	GEMILANG
SEMANGIT BANGUN, TOKO	CENTRO BIRU 25X25	2022-08-01	JL*2606.9513	48	DUS	230	9194	BARI	EXCELENTE
TRAKUTAMA EREK, TOKO	HEXAGON ABU-ABU 25X40	2022-08-01	JL*6525.6888	14	DUS	816	2273	ROBBY	EXCELENTE
CAHAYA PELANGI, TOKO	HEXOS BROWN KW2 40X40	2022-08-01	JL*8297.3056	80	DUS	784	5517	BARI	EXCELENTE

A. Cleaning Data

The data cleaning process in this study uses Google Colaboratory, a cloud-based platform provided by Google for running Python programming. Data cleaning is used to remove unnecessary spaces at the beginning or end of strings that may cause discrepancies during calculations. Below are the results of the data cleaning process in this study:

	NAMA	NAMABARA	TGL	NOTA	QTY	SATUAN	KODE	KODEBARA	POF	MERK
0	GUNUNG MAS JAYA, TOKO	FRISTA YELLOWISH 25X40	2022-08-01	JL*9946.3810	90	DUS	235	1297	BARI	MST
1	RANGKUTI KERAMIK, TOKO	KAWA STONE ABU 40X40	2022-08-01	JL*5351.7786	78	DUS	445	7505	BARI	PICASSO
2	CAHAYA PELANGI, TOKO	FOCUS GREYISH 25X25	2022-08-01	JL*1417.1031	40	DUS	107	4525	BARI	MAJESTIC
3	CAHAYA PELANGI, TOKO	HEXOS GREY KW2 40X40	2022-08-01	JL*1417.1031	40	DUS	107	4525	BARI	MST
4	CAHAYA PELANGI, TOKO	CENTRO BIRU 25X25	2022-08-01	JL*1417.1031	40	DUS	107	4525	BARI	GEMILANG

Figure 3.1 Data Cleaning Results

B. Frequency

After the data cleaning process, the next step is the Frequency process, where the goal is to calculate the frequency of an item or combination of items (itemsets) that frequently appear in sales or transactions related to the brands in the dataset used in this study. The data includes the quantity of each brand sold in a single day of transactions, and brands with no transactions on that date are marked as zero. Below are the results from the frequency process :

TGL	MERK	ALBATROS	ANTARES	DIAMD	EFL	EFFEL	EXCELENTE	EXCELSIOR	FORTUNER	G M	G T	...	HRM	MAJESTIC	MCC	MST	MYLEANO	PICASSO	PISSCASO	RAYMOND	TOTAL	VALENSIA
2022-08-01		0.0	97.0	27.0	4.0	163.0	100.0	0.0	96.0	175.0	216.0	...	61.0	108.0	129.0	19.0	0.0	93.0	100.0	140.0	0.0	36.0
2022-08-02		122.0	3.0	0.0	224.0	68.0	96.0	0.0	0.0	57.0	198.0	...	42.0	2.0	0.0	95.0	130.0	58.0	78.0	114.0	13.0	0.0
2022-08-03		33.0	99.0	99.0	164.0	27.0	142.0	0.0	248.0	39.0	168.0	...	0.0	148.0	96.0	17.0	82.0	84.0	91.0	0.0	0.0	0.0
2022-08-04		0.0	293.0	0.0	225.0	62.0	101.0	48.0	153.0	0.0	134.0	...	5.0	47.0	41.0	54.0	99.0	116.0	70.0	141.0	78.0	43.0
2022-08-05		188.0	0.0	178.0	87.0	42.0	79.0	17.0	44.0	75.0	80.0	...	114.0	57.0	373.0	87.0	47.0	0.0	26.0	90.0	107.0	25.0

Figure 3.2 Results of Frequency Calculation

C. Transformation (Encoding Data)

Next, the Transformation/Encoding process is used for association analysis in the Apriori algorithm. The goal is to convert quantitative data into binary data, which has two values: 0 and 1, commonly referred to as binary encoding. Encoding data into binary format allows computers to store, process, and transfer data efficiently, facilitating the computation process. The quantity data of ceramic brands, which was summed in the previous process, is transformed into the number 1, while ceramic brands with a quantity of zero are represented as 0. Below are the results of the transformation process

TGL	MERK	ALBATROS	ANTARES	DIAMD	EFL	EIFFEL	EXCELENTE	EXCELSIOR	FORTUNER	G M	G T	...	HRM	MAJESTIC	MCC	MST	MYLEANO	PICASSO	PISSCASO	RAYMOND	TOTAL	VALENSIA
2022-08-01	0	1	1	1	1	1	1	0	1	1	1	...	1	1	1	1	0	1	1	1	0	1
2022-08-02	1	1	0	1	1	1	1	0	0	1	1	...	1	1	0	1	1	1	1	1	1	0
2022-08-03	1	1	1	1	1	1	1	0	1	1	1	...	0	1	1	1	1	1	1	0	0	0
2022-08-04	0	1	0	1	1	1	1	1	1	0	1	...	1	1	1	1	1	1	1	1	1	1
2022-08-05	1	0	1	1	1	1	1	1	1	1	1	...	1	1	1	1	1	0	1	1	1	1

Figure 3.3 Transformation Process Results

Implementasi Apriori

The Apriori Algorithm is an association method in data mining aimed at identifying itemsets that frequently appear together within a dataset. The fundamental concept of this algorithm is :

- Using the principles of support and confidence to identify items that appear with sufficiently high frequency and meet the minimum support threshold in the transaction database [18].
- Eliminating itemsets with low support levels in accordance with the predefined minimum support threshold [18]. Support represents the frequency at which an itemset appears in the data, while confidence indicates the likelihood of an itemset appearing together compared to other itemsets.

Association Rules is a method for identifying combinations of items that appear simultaneously [19] as well as identifying the relationship between one item and its influence on other items within a dataset. The values for support, confidence, and lift ratio can be calculated using the following formulas:

The main methodology in the implementation of the association is divided into three stages:

- High Frequency Pattern Analysis
This stage identifies combinations that meet the standard criteria for the support value. Support measures how frequently an association rule appears in the dataset and is calculated using the following formula:

$$\text{Support (A)} = \frac{\sum \text{Transaksi Mengandung Item A}}{\sum \text{Transaksi}} \times 100\% \quad (1)$$

Information:

\sum Transactions Containing Items A = The number of transactions containing item A

\sum Transactions = Total transaction of all items

In equation 2, two items are formulated for the support value.

$$\text{Support (A,B)} = P(A \cap B) = \frac{\sum \text{Transaksi Mengandung Item A,B}}{\sum \text{Transaksi}} \times 100\% \quad (2)$$

Information:

\sum Transactions Containing Items A,B = Number of transactions containing items A and B

\sum Transaction = Total transactions of all items

1. Diarangi mengutip sebagian atau seluruh karya tulis ini tanpa mencantumkan dan menyebutkan sumber:
a. Pengutipan hanya untuk kepentingan pendidikan, penelitian, penulisan karya ilmiah, penyusunan laporan, penulisan kritik atau tinjauan suatu masalah.
b. Pengutipan tidak merugikan kepentingan yang wajar UIN Suska Riau.

2. Diarangi mengemukakan dan memperbanyak sebagian atau seluruh karya tulis ini dalam bentuk apapun tanpa izin UIN Suska Riau.

Meanwhile, in equations 3 and 4 three items are formulated for the support value.

$$\text{Support (A,B, and C)}=P(A \cap B \cap C)= \frac{\sum \text{Transaksi Mengandung Item A,B, dan C}}{\sum \text{Transaksi}} \times 100\% \quad (3,4)$$

Information:

\sum Transactions Containing Items A,B and C= Number of transactions containing items A,B and C

\sum Transaction = Total transactions of all items

Formation of Association Rules

After successfully identifying high frequency patterns, the next process is to find association rules that meet the minimum criteria for confidence in association rules $A \rightarrow B$ and $A \rightarrow B \rightarrow C$. Confidence is done to measure how often the association rules are proven correct. The confidence value of rule $A \rightarrow B$ is calculated using equation 5.

$$\text{Confidence (A|B)}=P(A|B)= \frac{\text{Support (A \cup B)}}{\text{Support A}} \times 100\% \quad (5)$$

Information:

Support (A ∪ B) = Support value containing both items A and B

Support (A) = Support value containing item A

The confidence value of the rule $A \rightarrow B \rightarrow C$ is obtained from equation 6.

$$\text{Confidence (A|B|C)}=P(A|B|C)= \frac{\text{Support A \cup B \cup C}}{\text{Support A}} \times 100\% \quad (6)$$

Information:

Support (A ∪ B ∪ C) = Support value containing all three items A, B and C

Support (A) = Support value containing item A

3. Lift Ratio

Lift ratio in Association Rule serves to measure the significance of the strength of the association based on the support and confidence values, determining whether a rule is valid. The results of the association rules are useful for identifying emerging patterns that evaluate the relationship between two items within the association rule, which will subsequently be used as a basis for decision-making. Below is the formula:

$$\text{Lift ratio} = \frac{\text{Confidence (A, B)}}{\text{Benchmark Confidence (A, B)}}$$

Information:

Confidence (A,B) = Confidence from items A and B purchased simultaneously

Benchmark Confidence = Minimum confidence value threshold

Hak Cipta Dilindungi Undang-Undang
 © Hak cipta milik Universitas Suska Riau
 State Islamic University of Sultan Syarif Kasim Riau
 1. Dilarang mengutip sebagian atau seluruh karya tulis ini tanpa mencantumkan dan menyebutkan sumber:
 a. Pengutipan hanya untuk kepentingan pendidikan, penelitian, penulisan karya ilmiah, penyusunan laporan, penulisan kritik atau tinjauan suatu masalah.
 b. Pengutipan tidak merugikan kepentingan yang wajar UIN Suska Riau.
 2. Dilarang mengumumkan dan memperbanyak sebagian atau seluruh karya tulis ini dalam bentuk apapun tanpa izin UIN Suska Riau.

The benchmark confidence value itself is obtained using the following formula:

$$\text{Benchmark Confidence} = \frac{N_c}{N}$$

Information:

N_c = Total transactions using the item as a consequent

N = Total of all transactions in the database

A Rule or combination of itemsets is considered valid and accurate if the lift ratio value > 1

In this study, the minimum support value provided is 0.25, which is used as the threshold for identifying frequently occurring itemsets. The next step is to calculate the association rules by identifying patterns from the frequent itemsets and measuring the strength of the relationships between items. This process helps uncover significant relationships in the data. The implementation was carried out using specific coding designed to effectively generate association rules. Below is the code for setting the minimum support and implementing association rules:

Support & Association Rules

Menentukan Support Minimum

```
Frequent_itemsets = apriori(group_sets, min_support=0.25,us_colnames=True)
```

Membuat Association Rules

```
Rules = association_rules(frequent_itemsets, metric='lift', min_threshold 1)
```

After determining the association rules, the next step is the filtering process for the association rules. In this study, filtering was performed based on a lift value of 1. A combination or itemset is considered valid if the lift ratio is greater than 1 and the confidence is 0.8, as this criterion provides the most optimal iteration results. Below is the filtering code used in this study:

Lift Rasio & Confidence

Membuat Filter Nilai Lift Ratio = 1 dan Confidence = 0.8

```
Rule = rules[ (rules['lift'] >= 1) & (rules['confidence'] >= 0.8) ]  
Print(Rule)
```

It can be observed that the DIAMD brand, as the antecedent, produces TOTAL as the consequent with a support of 67% and a confidence of 84%. This indicates that 67% of all transactions contain both DIAMD and TOTAL, and 84% of transactions involving the DIAMD brand also include TOTAL. In the second row, the combination of DIAMD and TOTAL as the antecedent yields VALENSIA as the consequent with a support of 55% and a confidence of 81%. This means that 55% of all transactions involve these three items, and 81% of transactions containing DIAMD and TOTAL also include VALENSIA. Table 3.2 presents the results of the data analysis using the Apriori Association method :

Table 3.2 Results of the Apriori Association Process

No	Antecedents	Consequente	Support	Confidence
1	DIAMD	TOTAL	67%	84%
2	DIAMD, TOTAL	VALENSIA	55%	81%
3	ANTARES, DIAMD, TOTAL	VALENSIA	44%	82%

Hak Cipta Dilindungi Undang-Undang
1. Diarang mengutip sebagian atau seluruh karya tulis ini tanpa mencantumkan dan menyebutkan sumber:
a. Pengutipan hanya untuk kepentingan pendidikan, penelitian, penulisan karya ilmiah, penyusunan laporan, penulisan kritik atau tinjauan suatu masalah.
b. Pengutipan tidak merugikan kepentingan yang wajar UIN Suska Riau.
2. Diarang mengumumkan dan memperbanyak sebagian atau seluruh karya tulis ini dalam bentuk apapun tanpa izin UIN Suska Riau.

4	GM, ANTARES, ALBATROS, TOTAL	VALENSIA	33%	81%
5	DIAMD, GM, ALBATROS, EXCELENTE, ANTARES	RAYMOND	28%	84%

4. Conclusion

Referring to the conducted research, it can be concluded that the application of data mining for sales data association using Google Colab yielded significant results. The findings indicate that the rule with the highest support (67%) and confidence (84%) is: "If a customer buys the DIAMD brand, they are likely to purchase the TOTAL brand." Conversely, the lowest result was obtained with a support of 28% and a confidence of 84%, which is the rule: "If a customer buys the DIAMD, GM, ALBATROS, EXCELENTE, and ANTARES brands, they are likely to purchase the RAYMOND brand." These results illustrate the variation in the strength of relationships between items in the sales data analyzed using the Apriori algorithm.

References

- Ilham Fikriansyah, "4 Perusahaan Besar yang Bangkrut di Indonesia dan Penyebabnya," detikFinance. Accessed: Nov. 18, 2024. [Online]. Available: <https://finance.detik.com/berita-ekonomi-bisnis/d-7545244/4-perusahaan-besar-yang-bangkrut-di-indonesia-dan-penyebabnya>
- M. Susanti, "Analisa Penjualan Produk Asuransi Jiwa Unitlink Bancassurance PT Commonwelath Life Dengan Metode Algoritma Apriori," *J. Infortech*, vol. 1, no. 2, pp. 105–111, 2019.
- A. Prasetyo, R. Sastra, and N. Musyaffa, "Implementasi Data Mining Untuk Analisis Data Penjualan Dengan Menggunakan Algoritma Apriori (Studi Kasus Dapoerin'S)," *J. Khatulistiwa Inform.*, vol. 8, no. 2, 2020, doi: 10.31294/jki.v8i2.8994.
- B. S. Pranata and D. P. Utomo, "Penerapan Data Mining Algoritma FP-Growth Untuk Persediaan Sparepart Pada Bengkel Motor (Study Kasus Bengkel Sinar Service)," *Bull. Inf. Technol.*, vol. 1, no. 2, pp. 83–91, 2020.
- I. Maryani, O. Revianti, H. M. Nur, and S. Sunanto, "Implementasi Data Mining Pada Penjualan Di Toko GOC Kosmetik Dengan Menggunakan Metode Algoritma Apriori," *Indones. J. Softw. Eng.*, vol. 8, no. 1, pp. 92–98, 2022, doi: 10.31294/ijse.v8i1.13017.
- S. Styawati, A. Nurkholis, and K. N. Anjumi, "Analisis Pola Transaksi Pelanggan Menggunakan Algoritme Apriori," *J. Sains Komput. Inform.*, vol. 5, no. September, pp. 619–626, 2021.
- E. Srikanti, R. F. Yansi, Norhavina, I. Permana, and F. N. Salisah, "Penerapan Algoritma Apriori untuk Mencari Aturan Asosiasi pada Data Peminjaman Buku di Perpustakaan," *J. Ilm. Rekayasa dan Manaj. Sist. Inf.*, vol. 4, no. 1, pp. 77–80, 2018.
- Z. Abidin, A. K. Amartya, and A. Nurdin, "PENERAPAN ALGORITMA APRIORI PADA PENJUALAN SUKU CADANG KENDARAAN RODA DUA (STUDI KASUS: TOKO PRIMA MOTOR SIDOMULYO)," *J. TEKNOINFO*, vol. 16, pp. 225–232, 2022.
- C. J. Nadilla and J. A. Razaq, "Analisa Penjualan Makanan Minuman Menggunakan Kaidah Asosiasi Dengan Algoritma Apriori (Studi Kasus : Restoran LA Steak Semarang)," *Proceeding SENDIU*, pp. 338–346, 2020.
- A. J. P. Sibarani, "Implementasi Data Mining Menggunakan Algoritma Apriori Untuk Meningkatkan Pola Penjualan Obat," *JATISI (Jurnal Tek. Inform. dan Sist. Informasi)*, vol. 7, no. 2, pp. 262–276, 2020, doi: 10.35957/jatisi.v7i2.195.
- N. Agustiani, D. Suhendro, W. Saputra, and S. Tunas Bangsa Pematangsiantar, "Penerapan Data Mining Metode Apriori Dalam Implementasi Penjualan Di Alfamart," *Pros. Semin. Nas. Ris. Dan Inf. Sci.*, vol. 2, pp. 300–304, 2020.
- S. Al Syahdan and A. Sindar, "Data Mining Penjualan Produk Dengan Metode Apriori Pada Indomaret Galang Kota," *J. Nas. Komputasi dan Teknol. Inf.*, vol. 1, no. 2, 2018, doi: 10.32672/jnkti.v1i2.771.
- J. R. Gumilang, "Implementasi Algoritma Apriori Untuk Analisis Penjualan Konter Berbasis Web," *J. Inform. dan Rekayasa Perangkat Lunak*, vol. 1, no. 2, pp. 226–233, 2021, doi: 10.33365/jatika.v1i2.612.
- A. Wadanur and A. A. Sari, "Implementasi Algoritma Apriori dan FP-Growth pada Penjualan Spareparts," *Edumatic. J. Pendidik. Inform.*, vol. 6, no. 1, pp. 107–115, 2022, doi: 10.29408/edumatic.v6i1.5470.
- Y. Lizan, A. S. Firrizqi, A. Guci, and J. Sunadi, "Data Mining Analysis to Predict Student Skills Using Naïve Bayes Method," vol. 03, no. 02, pp. 150–159, 2023.
- A. N. Komarudin and A. Hidayat, "K-Means Clustering Algorithm to See the Correlation of Tahfidz Activities with Student's Learning Outcomes," *Knowbase Int. J. Knowl. Database*, vol. 2, no. 1, p. 01, 2022, doi: 10.30983/ijokid.v2i1.5672.
- F. A. Rohmah, S. Kacung, and E. Prihartono, "Association Rule Mining To Enhance Sata Bottle Sales," vol. 04, no. 01, pp. 28–37, 2024.
- S. Sutrisno, "Penerapan Algoritma Apriori Untuk Mencari Pola Penjualan Produk Dana Pada Pt Bank Rakyat Indonesia (Persero) Tbk Kanca Jakarta Pasar Minggu," *J. Sist. Inf. dan Inform.*, vol. 3, no. 1, pp. 12–26, 2020, doi:



10.47080/simika.v3i1.834.

A. W. Sudrajat and Ermatita, "Penerapan Metode Association Rule Mining Dalam Pengembangan Umkm Dengan Algoritma FP-Growth," *Pros. Semin. Nas. Apl. Sains Teknol.*, vol. 1, no. 1, pp. 147-155, 2021.

© Hak cipta milik UIN Suska Riau

State Islamic University of Sultan Syarif Kasim Riau

Hak Cipta Diindungi Undang-Undang

1. Dilarang mengutip sebagian atau seluruh karya tulis ini tanpa mencantumkan dan menyebutkan sumber:
 - a. Pengutipan hanya untuk kepentingan pendidikan, penelitian, penulisan karya ilmiah, penyusunan laporan, penulisan kritik atau tinjauan suatu masalah.
 - b. Pengutipan tidak merugikan kepentingan yang wajar UIN Suska Riau.
2. Dilarang mengumumkan dan memperbanyak sebagian atau seluruh karya tulis ini dalam bentuk apapun tanpa izin UIN Suska Riau.



UIN SUSKA RIAU



LETTER OF ACCEPTANCE

Number : 021/LoA/JRNL/RJ/2024

Dear Author,
M.Ilham Habibi
Universitas Islam Negeri Sultan Syarif Kasim Riau

Thank you for your cooperation in performing all the changes requested by the reviewers. At the same time, we gladly inform you that your paper entitled "**Penerapan Data Mining untuk Asosiasi Data Penjualan Keramik Menggunakan Algoritma Apriori**" for which you are the correspondence author, was accepted for publication in Knowbase : International Journal of Knowledge in Database..

As a result, your article/paper will be published in Edition December 2024

Thank you for making Journal Knowbase : International Journal of Knowledge in Database a vehicle for your research interests.

Bukittinggi, 29/11/2024

Editor in Chief,



Riri Okra, M.Kom

