

PERANCANGAN ALAT PERONTOK BIJI JAGUNG DAN PENCACAH TONGKOL JAGUNG MENGGUNAKAN METODE PAHL AND BEITZ

TUGAS AKHIR

*Diajukan Sebagai Salah Satu Syarat untuk Memperoleh Gelar Sarjana Teknik
Pada Program Studi Teknik Industri Fakultas Sains dan Teknologi*

Disusun Oleh:

HABIBAH ISNA UNRIA
NIM: 12050223593



UIN SUSKA RIAU

PROGRAM STUDI TEKNIK INDUSTRI

FAKULTAS SAINS DAN TEKNOLOGI

UNIVERSITAS ISLAM NEGERI SULTAN SYARIF KASIM RIAU

PEKANBARU

2024

- Hak Cipta Dilindungi Undang-Undang
1. Dilarang mengutip sebagian atau seluruh karya tulis ini tanpa mencantumkan dan menyebutkan sumber:
 - a. Pengutipan hanya untuk kepentingan pendidikan, penelitian, penulisan karya ilmiah, penyusunan laporan, penulisan kritik atau tinjauan suatu masalah.
 - b. Pengutipan tidak merugikan kepentingan yang wajar UIN Suska Riau.
 2. Dilarang mengumumkan dan memperbanyak sebagian atau seluruh karya tulis ini dalam bentuk apapun tanpa izin UIN Suska Riau.


**LEMBAR PENGESAHAN****PERANCANGAN ALAT PERONTOK BIJI JAGUNG DAN
PENCACAH TONGKOL JAGUNG MENGGUNAKAN
METODE PAHL & BEITZ****TUGAS AKHIR**

Oleh:

HABIBAH ISNA UNRIA
12050223593


Telah Dipertahankan Didepan Sidang Dewan Penguji
Sebagai Salah Satu Syarat untuk Memperoleh Gelar Sarjana Teknik
Fakultas Sains dan Teknologi Universitas Islam Negeri Sultan Syarif Kasim Riau
di Pekanbaru, pada 07 November tanggal 2024

Pekanbaru, 07 November 2024
Mengesahkan


Dekan
Dr. Hartono, M.Pd
NIP. 196403011992031003

Ketua Program Studi


Misra Hartati, S.T., M.T
NIP. 198205272015032002

DEWAN PENGUJI:**Ketua : Nofirza, S.T., M.Sc****Sekretaris I : Muhammad Ihsan Hamdy, S.T., M.T****Sekretaris II : Melfa Yola, S.T., M.T****Anggota I : Tengku Nurainun, S.T., M.T., P.hD****Anggota II : Anwardi, S.T., M.T**

**LEMBAR PERSETUJUAN JURUSAN****PERANCANGAN ALAT PERONTOK BIJI JAGUNG DAN
PENCACAH TONGKOL JAGUNG MENGGUNAKAN
METODE PAHL & BEITZ****TUGAS AKHIR**

Oleh:

HABIBAH ISNA UNRIA
12050223593Telah Diperiksa dan Disetujui sebagai Tugas Akhir
pada tanggal 07 November 2024**Pembimbing I****Muhammad Ihsan Hamdy, S.T., M.T**
NIP. 198607302023211019**Pembimbing II****Melfa Yola, S.T., M. Eng**
NIP. 197906292006042001Mengetahui,
Ketua Program Studi Teknik Industri
Fakultas Sains dan Teknologi
Universitas Islam Negeri Sultan Syarif Kasim Riau**Misra Hartati, S.T., M.T**
NIP. 198205272015032002



Lampiran Surat :
Nomor Surat : 25/2024
Tanggal : 07 November 2024

SURAT PERNYATAAN

Saya yang bertanda tangan dibawah ini:

Nama : Habibah Isna Unria
Nim : 12050223593
Tempat/Tanggal Lahir: Kampung Tengah/26 Februari 2001
Fakultas : Sains dan Teknologi
Prodi : Teknik Industri
Judul Skripsi : Perancangan Alat Perontok Biji Jagung dan Pencacah
Tongkol Jagung Menggunakan Metode Pahl & Beitz

Menyatakan dengan sebenar-benarnya bahwa:

1. Penulisan skripsi ini berdasarkan hasil penelitian dan pemikiran saya sendiri.
2. Semua kutipan sudah disebutkan sumbernya.
3. Oleh karena itu skripsi saya ini, saya nyatakan bebas plagiat.
4. Apabila kemudian hari ditemukan plagiat pada skripsi saya tersebut, maka saya bersedia menerima sanksi sesuai peraturan perundang-undangan.
5. Dengan demikian surat ini saya buat dengan penuh kesadaran dan tanpa paksaan dari pihak manapun juga.

Pekanbaru, 07 November 2024
Yang membuat pernyataan



Habibah Isna Unria
NIM. 12050223593



LEMBAR HAK ATAS KEKAYAAN INTELEKTUAL

Tugas Akhir yang tidak diterbitkan ini terdaftar dan tersedia di Perpustakaan Universitas Islam Negeri Sultan Syarif Kasim Riau adalah terbuka untuk umum dengan ketentuan bahwa hak cipta pada penulis. Referensi kepustakaan diperkenankan dicatat, tetapi pengutipan atau ringkasan hanya dapat dilakukan seizin penulis dan harus disertai dengan kebiasaan ilmiah untuk penyebutan sumbernya.

Pengadaan atau penerbitan Sebagian atau seluruh Tugas Akhir ini harus memperoleh izin dari Dekan Fakultas Sains dan Teknologi Universitas Islam Negeri Sultan Syarif Kasim Riau. Perpustakaan yang meminjamkan Tugas Akhir ini untuk anggotanya diharapkan untuk mengisi nama, tanda peminjaman dan tanggal pinjam.

Hak Cipta Diindungi Undang-Undang

1. Dilarang mengutip sebagian atau seluruh karya tulis ini tanpa mencantumkan dan menyebutkan sumber:
 - a. Pengutipan hanya untuk kepentingan pendidikan, penelitian, penulisan karya ilmiah, penyusunan laporan, penulisan kritik atau tinjauan suatu masalah.
 - b. Pengutipan tidak merugikan kepentingan yang wajar UIN Suska Riau.
2. Dilarang mengumumkan dan memperbanyak sebagian atau seluruh karya tulis ini dalam bentuk apapun tanpa izin UIN Suska Riau.



LEMBAR PERSEMBAHAN

Tidak ada satupun perjuangan yang tidak melelahkan. “Dan berikanlah berita gembira kepada orang-orang yang sabar, yaitu yang ketika ditimpa musibah mereka mengucapkan: sungguh kita semua ini milik Allah dan sungguh kepada Nya lah kita kembali”

(QS. Al-Baqarah: 155-156)

Karya tulis ini dipersembahkan kepada kedua orang tua tercinta, ayahanda Ulfat Mento dan Ibunda Nuriza Asrinda sebagai tanda bakti, hormat dan rasa terimakasih yang tidak terhingga yang tiada mungkin kubalas hanya dengan selembar kertas yang bertuliskan kata persembahan

Tiap lelah pasti ada berkah, tiap cobaan pasti ada jalan keluar

Jangan berhenti berjuang, lengkapi dengan doa

Semoga impian segera jadi nyata

UIN SUSKA RIAU

Hak Cipta Dilindungi Undang-Undang

1. Dilarang mengutip sebagian atau seluruh karya tulis ini tanpa mencantumkan dan menyebutkan sumber:
 - a. Pengutipan hanya untuk kepentingan pendidikan, penelitian, penulisan karya ilmiah, penyusunan laporan, penulisan kritik atau tinjauan suatu masalah.
 - b. Pengutipan tidak merugikan kepentingan yang wajar UIN Suska Riau.
2. Dilarang mengumumkan dan memperbanyak sebagian atau seluruh karya tulis ini dalam bentuk apapun tanpa izin UIN Suska Riau.



KATA PENGANTAR



Puji syukur kami ucapkan kepada Allah SWT atas segala rahmat, karunia serta hidayahnya, sehingga kami dapat menyelesaikan Laporan Tugas Akhir dengan judul **“PERANCANGAN ALAT PERONTOK BIJI JAGUNG DAN PENCACAH TONGKOL JAGUNG MENGGUNAKAN METODE PAHL & BEITZ”** ini, sesuai dengan waktu yang ditetapkan. Salawat dan salam semoga terlimpah kepada Nabi Muhammad SAW.

Penulis menyadari bahwa dalam penulisan laporan ini masih banyak kekurangan, oleh karna itu penulis membutuhkan saran dan masukan dalam penulisan laporan kerja praktek ini. Selanjutnya dalam kesempatan ini penulis mengucapkan terima kasih yang sebesar-besarnya kepada:

1. Bapak Prof. Dr. Hairunnas Rajab, M.Ag., selaku Rektor Universitas Islam Negeri Sultan Syarif Kasim Riau.
2. Bapak Dr. Hartono, M.Pd., selaku Dekan Fakultas Sains dan Teknologi Universitas Islam Negeri Sultan Syarif Kasim Riau.
3. Ibu Misra Hartati, S.T., M.T., selaku Ketua Program Studi Teknik Industri Universitas Islam Negeri Sultan Syarif Kasim Riau yang telah memberikan izin kepada penulis untuk melakukan penelitian.
4. Bapak Anwardi, S.T., M.T., selaku Sekretaris Program Studi Teknik Industri Universitas Islam Negeri Sultan Syarif Kasim Riau.
5. Bapak Nazaruddin, S.T., M.T., selaku Koordinator Tugas Akhir Program Studi Teknik Industri Universitas Islam Negeri Sultan Syarif Kasim Riau.
6. Bapak Harpito, S.T., M.T., selaku penasehat akademis yang menasehati, memberikan arahan dan ilmu pengetahuan selama masa perkuliahan.
7. Bapak Muhammad Ihsan Hamdy, S.T., M.T., dan Ibuk Melfa Yola, S.T., M.Eng., selaku dosen pembimbing yang telah banyak meluangkan waktu, tenaga dan pikiran dalam membimbing dan memberikan arahan yang sangat berharga bagi penulis dalam penyusunan laporan Tugas Akhir ini.

Hak Cipta Diindungi Undang-Undang

1. Dilarang mengutip sebagian atau seluruh karya tulis ini tanpa mencantumkan dan menyebutkan sumber:

a. Pengutipan hanya untuk kepentingan pendidikan, penelitian, penulisan karya ilmiah, penyusunan laporan, penulisan kritik atau tinjauan suatu masalah.

b. Pengutipan tidak merugikan kepentingan yang wajar UIN Suska Riau.

2. Dilarang mengumumkan dan memperbanyak sebagian atau seluruh karya tulis ini dalam bentuk apapun tanpa izin UIN Suska Riau.



8. Bapak dan Ibu Dosen Program Studi Teknik Industri Universitas Islam Negeri Sultan Syarif Kasim Riau, yang telah banyak memberikan ilmu pengetahuan bagi penulis selama masa perkuliahan.
9. Ucapan terimakasih yang sebesar-besarnya untuk kedua orang tua tercinta, ayahanda Ulfat Mento dan Nuriza Asrinda serta keluarga besar penulis yang telah berjasa memberikan dukungan moril maupun materil serta selalu memberikan semangat, dorongan dan doanya kepada penulis untuk selalu berusaha dengan baik dalam menyelesaikan laporan Tugas Akhir ini.
10. Rekan-rekan seperjuangan Teknik Industri Angkatan 2020 yang namanya tidak dapat disebutkan satu persatu yang telah memberikan semangat dan dukungan kepada penulis dalam menyelesaikan laporan Tugas Akhir ini.

Penulis menyadari dalam penulisan laporan ini masih terdapat banyak kekurangan jauh dari kesempurnaan, untuk itu penulis mengharapkan adanya masukan berupa kritik maupun saran untuk penyempurnaan laporan ini. Penulis berharap agar laporan ini dapat bermanfaat bagi kita semua.

Pekanbaru, 07 November 2024
Penulis

HABIBAH ISNA UNRIA
NIM. 12050223593

Hak Cipta Dilindungi Undang-Undang

1. Dilarang mengutip sebagian atau seluruh karya tulis ini tanpa mencantumkan dan menyebutkan sumber:
 - a. Pengutipan hanya untuk kepentingan pendidikan, penelitian, penulisan karya ilmiah, penyusunan laporan, penulisan kritik atau tinjauan suatu masalah.
 - b. Pengutipan tidak merugikan kepentingan yang wajar UIN Suska Riau.
2. Dilarang mengumumkan dan memperbanyak sebagian atau seluruh karya tulis ini dalam bentuk apapun tanpa izin UIN Suska Riau.

SEMESTA TEKNIKA

FACULTY OF ENGINEERING, UNIVERSITAS MUHAMMADIYAH YOGYAKARTA
 Brawijaya Road, Tamantirto, Bantul 55183, Yogyakarta Indonesia
 Telp. (62)274-387656, Fax. (62)274-387656
 Email : semesta_teknika@umy.ac.id, semestateknika@umy.university

LETTER OF ACCEPTANCE

31 August 2024

Habibah Isna
 Industrial Engineering, Faculty of Science and Technology,
 Universitas Islam Negeri Sultan Syarif Kasim Riau

Dear Habibah,

The Board of Editors of **SEMESTA TEKNIKA** glad to inform you that :

Title : *Design of a Corn Kernel Thresher and Corn Cob Chopper Using the Pahl & Beitz Method*

Authors : *Habibah Isna Unria, Muhammad Ihsan Hamdy, Melfa Yola, Tengku Nurainun, Anwardi*

After going through the evaluation your manuscript, we are pleased to announce that your paper is **Accepted**. Please send the payment article processing fee of **IDR 750,000,-** per paper to this bank account **BSI Fakultas Teknik UMY No. 7141867727**.

After receiving your payment confirmation, your paper is planned to be published in our next issue.

- Journal** : Semesta Teknika
- Url** : <https://journal.umy.ac.id/index.php/st/index>
- ISSN** : p-ISSN: 1411-061X
e-ISSN: 2502-5481
- Platform** : Open Jurnal System (OJS)
- Volume** : Vol 27, No 2 (November)
- Indexed by** : Google Scholar, BASE, SINTA 3, GARUDA, DOAJ, Crossreff, Dimensions.

Thank you for contributing and submitting your manuscript to SEMESTA TEKNIKA. We are waiting for the next research work to be submitted in our journal.

Regards,

Sudarisman, Ph.D.
 Chief Editor of SEMESTA TEKNIKA



Hak cipta
 Hak Cipta Dilindungi Undang-Undang
 1. Dilarang menyalin, mengutip, atau seluruh karya tulis ini tanpa mengizinkan penerbit atau penyalinnya.
 a. Pengutipan harus mencantumkan sumber.
 b. Pengutipan tidak merugikan kepentingan pendidikan, penelitian, atau karya ilmiah, penyusunan laporan, penulisan kritik atau tinjauan suatu masalah.
 2. Dilarang mengumumkan dan memperbanyak sebagian atau seluruh karya tulis ini dalam bentuk apapun tanpa izin UIN Suska Riau.

Hak cipta UIN Suska Riau
 State Islamic University of Sultan Syarif Kasim Riau

Design of a Corn Thresher and Corn Cob Chopper Using the Pahl & Beitz Method

Habibah Isna Unria*, Muhammad Ihsan Hamdy, Melfa Yola, Tengku Nurainun, Anwardi
 Industrial Engineering, Faculty of Science and Technology, Sultan Syarif Kasim State Islamic University of Riau

11R, Soebrantas Street No. 155 Km 15, Pekanbaru, Riau, Indonesia

*Corresponding author email: 12050223593@students.uin-suska.ac.id



Keywords:

Corn; Machinery; Pahl & Beitz

Abstract

The manual corn threshing process by farmers can slow down the processing and subsequent rotation of corn and affect the quality of the corn. In addition, waste from corn processing is not utilized correctly, so processing is needed. This study aims to design a corn threshing tool and corn cob shredder and to make the processing time more efficient so that the productivity and economy of farmers increase. The design method used is Pahl & Beitz, with four stages: planning and explaining tasks, designing product concepts, designing product shapes and details. The most recovered concept was produced based on the design method: concept variant 2. The corn threshing tool and corn cob shredder designed with a 240 kg/hour capacity can make the processing time more efficient. This is known from the results of testing. The tool can thresh 4 kg of corn in 1 minute, and corn cob waste is automatically chopped into powder that can be used as animal/poultry feed.

INTRODUCTION

As one of the largest agricultural countries in Asia, Indonesia has fertile soil that produces various types of commodities in the farming and plantation sectors, producing different kinds of biodiversity in the form of vegetables and fruits, including plant foods such as corn and rice. One of the agricultural commodities is corn, which can be a source of income for the community, increasing state income and reducing unemployment in Indonesia. Corn (*Zea Mays L*) is one of the plant commodities that plays a vital role in the food and feed sector. Corn can be used as a raw material for the food industry (for example cornstarch), animal feed, poultry, and fish. Therefore, post-harvest corn processing must be considered, so that the corn kernels' quality is genuinely high (Basuki et al., 2020).

According to Hudoyo and Nurmayasari (2020) quoted by (Cholilalah, Rois Arifin, 2023) Corn has many uses in the food industry, animal feed, industrial raw materials, and bioethanol fuel. Corn kernels can be ground into corn flour which is used to make bread, biscuits, noodles, and various other food products. In addition, corn is also used as animal feed which contains many nutrients for animals. Based on the structure and shape of the seeds, corn can be grouped into several types, namely horsetooth corn, pearl corn, pod corn, qpm corn and others (Djafar et al., 2021).

Talang Maur Village is one village that generally works as farmers, most of whom are corn farmers. This village is in Mungka District, Lima Puluh Kota Regency, West Sumatra Province. In general, it has a reasonably large corn plantation with various harvests ranging from 500 kg to 1500 kg. The process of threshing corn seeds by farmers can be seen in Figure 1 manual threshing.

2. Dilarang mengumumkan dan memperbanyak sebagian atau seluruh karya tulis ini dalam bentuk apapun tanpa izin UIN Suska Riau.

Hak cipta © 2024 oleh UIN Suska Riau. Untuk lebih jelasnya, silakan kunjungi laman UIN Suska Riau atau tinjauan suatu masalah.



Figure 1. Manual Threshing

Farmers do the threshing process by hand by cleaning the skin first and then threshing the corn kernels per row using their thumbs until they run out. So, the separation process can take a long time depending on the amount of corn. The threshing process can take 4 to 7 days to be processed to the next (drying stage) stage. In 1 hour, workers can thresh approximately 3 kg of corn from the cob.

In addition to using hands, the corn threshing process is also done with the help of a bicycle. The threshing process can be seen in Figure 2. Based on observations, the threshing process is done by cleaning the corn husks first and then placing the bicycle with the rear wheel hanging. Furthermore, the bike is pedalled using hands, and the corn that has been cleaned of its husk is attached to the edge of the bicycle wheel utilising the help of hands; occasionally, the corn is rotated so that all the corn kernels are separated from the cobs. After all the corn is separated from the cobs, workers must collect it again and then dry it until it is scorched so it does not get mouldy. In 1 hour, approximately 15 kg of corn can be threshed from the cobs.



Figure 2. Corn Threshing Using Bicycle

The result of corn processing is corn cob waste. Initially, the corn cobs were thrown away and sometimes burned because they were considered to have no economic value. Over time, it increased as a processed material into supports, fuel, and bioethanol after fermentation. Meanwhile, the use of corn cobs as animal feed has not been optimally developed. According to Fauziah., Y., A. (2020), quoted by (Hasrizart et al., 2023), stated that corn cobs are one of the wastes from corn cultivation, where these corn cobs are very potential if used as animal feed by giving a little treatment such as fermentation treatment. In addition, the availability of corn cobs is very abundant, easy to transport, rich in nutrients and easy to process as animal feed thanks to the help of microorganisms.

On the other hand, besides corn farmers, some of the people of Talang Maur Village also have egg-laying chicken farms and fish farmers. So that corn farmers and chicken and fish farmers depend on each other. The harvest from corn farmers can be sold to the chicken farmers and corn cobs that have been separated from the seeds can be used as a mixture of fish feed after processing. Observing the potential conditions of the land availability aspect and the aspect of corn plant commodities that are developing in an area, of course, will

Hak Cipta Diindungi Undang-Undang
 1. Diarangi mengutip sebagian atau seluruh karya tulis atau hanya sebagian saja untuk dipublikasikan dalam publikasi ilmiah, penyesuaian laporan penelitian, dan terjemahan.
 a. Pengutipan hanya untuk kepentingan pendidikan, penelitian, penulisan karya ilmiah, penyusunan laporan, dan terjemahan.
 b. Pengutipan tidak merugikan kepentingan yang wajar UIN Suska Riau.
 2. Diarangi mengumumkan dan memperbanyak sebagian atau seluruh karya tulis ini dalam bentuk apapun tanpa izin UIN Suska Riau.

© Hak cipta milik UIN Suska Riau
 State Islamic University of Sultan Syarif Kasim Riau

increase corn production and also has the potential to increase the impact of waste from processing in the form of corn skin and corn cobs. This condition is caused because the technology that exists and is currently used is still focused on processing the results and does not have the efficiency to process the waste produced (Ilahude et al., 2021).

Pahl and Beitz proposed a way of designing products as described in their book, *Engineering Design: a systematic approach*. Pahl & Beitz stated, "This phase involves the collection of information about the requirements to be embodied in the solution and also about the constraints", which means that the design phase must involve gathering information about the requirements that must be realized in the solution as well as the constraints (Winata & Suryadi, 2020).

Pahl & Beitz's design proposes a way of designing a product, which consists of 4 activities or phases, and consists of several steps, (Sunyoto et al., 2023):

- a. Planning and explaining the task,
- b. Designing the product concept,
- c. Designing the product shape and
- d. Designing the details

According to Kotler and Armstrong (2001) quoted by (Muniarty et al., 2022), a product is something that can be offered to the market to be noticed, owned, used, or consumed and can also be a tool to satisfy consumer desires and needs. Products include physical objects, services, people, places, organizations and ideas. In general, products are used as a tool to satisfy and fulfill needs by consumers.

Considering the above conditions, designing a corn threshing tool and corn cob shredder for corn farmers in Talang Maur Village is necessary. Therefore, researchers are interested in designing a corn threshing tool that can thresh corn kernels, shred the cobs and reduce processing time using the Pahl & Beitz method. The Pahl & Beitz method is designing an item in four stages: planning and explaining tasks, designing product concepts, designing product shapes and product details.

RESEARCH METHODS

This research was conducted in Talang Maur Village, Mungka District, Lima Puluh Kota Regency, West Sumatra Province. The initial research step was conducting a preliminary study to collect information about the problem. The preliminary study was in the form of observation and interviews with 2 corn farmers. Observations were conducted directly with corn farmers in Talang Maur Village to obtain data on the machines used to assist the corn threshing process. Farmers do it manually and use bicycles to thresh corn seeds. Interviews were conducted to get information about corn and other useful information to continue the research. Furthermore, a literature study was undertaken to find valuable references or theories in books, journals, and previous research. The next step is identifying the problems obtained during the preliminary study. After identifying the problem, a problem formulation is made to get the right solution to the problem. Furthermore, the research objectives are determined, which are helpful for determining the success or failure of the research.

The next step is to process the data using the Pahl & Beitz design method which consists of 4 phases, namely, first planning and explaining the task (explanation of product specifications), second product concept design composed of 3 steps (preparation of alternative concepts, sketches of concept variants, weighting of concept variants), third product shape design (design of selected concept variants), fourth detailed design (product manufacturing). After the design stage is complete, testing is carried out on the designed tool to determine whether the designed tool functions according to user needs. Furthermore, analysing the results of data processing that has been carried out in the form of a detailed description is used as consideration and evaluation material adjusted to the problems identified previously. The last step is to draw conclusions and make suggestions.

The stages carried out in the research are made in the form of a flowchart to describe the flow of the research process from start to finish.

Hak Cipta Diindungi Undang-Undang

1. Diarangi mengutip sebagian atau seluruh karya tulis ini tanpa mencantumkan dan menyebutkan sumbernya.
 - a. Pengutipan hanya untuk kepentingan pendidikan, penelitian, penulisan karya ilmiah, penyusunan laporan, penulisan kritik atau tinjauan suatu masalah.
 - b. Pengutipan tidak merugikan kepentingan yang wajar UIN Suska Riau.
2. Diarangi mengumumkan dan memperbanyak sebagian atau seluruh karya tulis ini dalam bentuk apapun tanpa izin UIN Suska Riau.

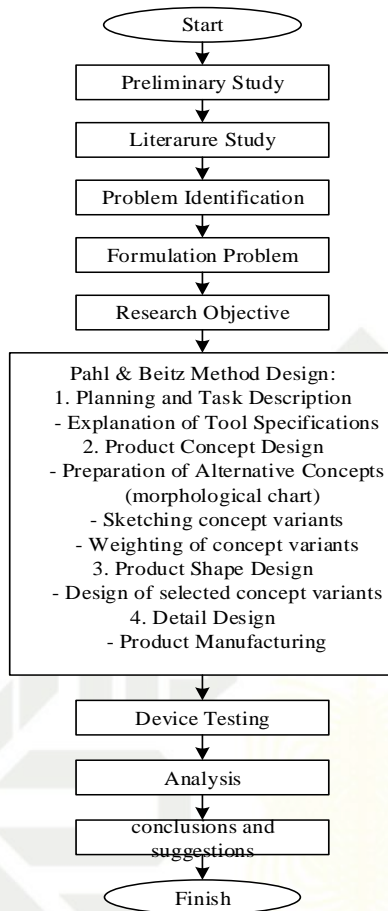


Figure 3. Flow chart

RESULTS AND DISCUSSION

1. Task Planning and Explanation

It is the first phase in designing using the Pahl & Beitz Method. This stage is carried out by collecting information on the desired and needed requirements to compile the specifications of the corn cob thresher and shredder to be designed. This tool is designed to have two functions: corn kernel thresher and corn cob shredder. To facilitate the preparation of specifications can be done by reviewing aspects of geometry, kinematics, force, energy and others. From these aspects, the relevant requirements can be described, and a list of specifications can be made.

Table 1. Specification Requirements

No	Condition	Information
1	The Movers	Using a drive with a high rotational speed, uses small costs and is easy to operate.
2	Corn thresher	The thresher used can remove corn kernels attached to the corn cob, does not make noise, and does not damage the shape of the corn kernels.
3	Corn cob shredder	Using a shredding blade that can grind corn cobs into powder, made of solid and sturdy material so that it does not break easily.
4	Hopper	The materials used must be strong, sturdy, and easy to shape during construction.
5	Threshing and shredding tubes	Using solid materials, resistant to corn impacts, easy to shape because it functions as a machine house
6	Chopper sieve	The sieve used has a diameter that is appropriate to the level of fineness of the feed material.
7	Output corn kernels and shreds	Using solid and sturdy materials, easy to shape can produce the results of threshing and shredding well so they don't scatter.
8	Frame	The materials used must be robust, sturdy, lighter, easy to construct and able to withstand loads because they support the threshing and shredding tubes.
9	Pulley	Pulley material is lighter, easy to install and affordable. A pulley is useful as a motion transmission shaft connected to the belt.
10	Belt	The material is strong and not easily broken because it functions as a movement transmission.
























(Source: Data Processing, 2024)

According to (Iqbal R Pamungkas et al., 2019), when making a list of requirements, it is important to distinguish a requirement, whether it is a demand or a desire. Requirements that must be met in every condition or other words, if the requirements are not met, then the design is not considered correct and the desired requirements, if possible. for example, if a requirement requires a reasonably high cost without providing a significant technical influence, then the requirement can be ignored. For example, I made a design for a corn cob thresher and shredder by covering the entire machine with iron plates to make it look neater. Adding this design does not significantly affect the performance and functionality of the tool, but only provides aesthetic value and additional production costs.

9. Product Concept Design

The product concept design is based on the specification requirements explained in the first stage. The product concept design consists of several steps, namely the preparation of alternative concepts in morphological tables, sketching concept variants and weighting or assessing concept variants to determine the selected variant design.

Table 2. Tool Morphology

Specification No	Specification	Variants		
		A	B	C
1	The Movers	 6 hp petrol engine	 Hp Dynamo	 Crank
2	Corn thresher	 Threaded iron	 Shock absorber	 Iron coated tires
3	Corn cob shredder	 Double	 Single	
4	Hopper	 2 mm iron plate	 Aluminum iron	
5	Sheller and shredder tube	 2 mm iron plate	 Used drums	 Aluminum iron
6	Chopper sieve	 8mm		
7	Output of corn kernels and shreds	 2 mm iron plate	 Aluminum iron	
8	Frame	 Iron elbow	 Hollow iron	 Wood
9	Pulley	 Pulley	 Pulley	
10	Belt	 Flat belt	 Rope	

(Source: Data Processing, 2024)

The morphology table shows the materials that will be used to make the product. The selection of materials is very important because it can affect the product to be made. One of them is in the transmission of motion,

Hak Cipta Dilindungi Undang-Undang
1. Dilarang mengutip sebagian atau seluruh karya tulis ini tanpa mencantumkan dan menyebutkan sumber:
a. Pengutipan hanya untuk kepentingan pendidikan, penelitian, penulisan karya ilmiah, penyusunan laporan, penulisan kritik atau tinjauan suatu masalah.
b. Pengutipan tidak merugikan kepentingan yang wajar UIN Suska Riau.
2. Dilarang mengumpukan dan memperbanyak sebagian atau seluruh karya tulis ini dalam bentuk apapun tanpa izin UIN Suska Riau.

According to Handoyo, et al., (2019) quoted by (Diharja et al., 2022) Determining the selection of pulleys must be done carefully because the size of the pulley can affect the resulting rotation. If the pulley has a large diameter, it will produce a slow rpm rotation, conversely if the diameter is smaller it will produce a fast rpm rotation. From the table 2, there are 3 alternative concept solutions resulting from a combination of concept variants. The concept variants are made into sketches to display the shape of the 3 alternative concept variants that will be selected. The following is a picture of the concept variants.

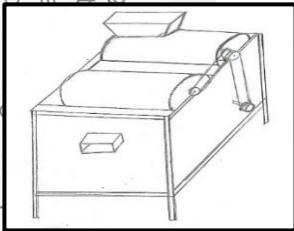


Figure 4. Concept Variant I

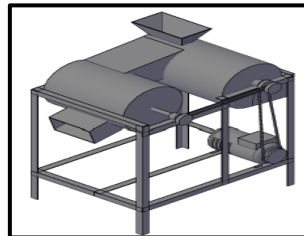


Figure 5. Concept Variant II

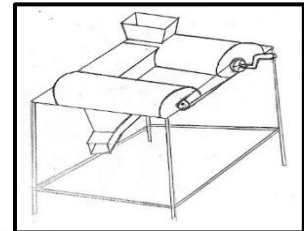


Figure 6. Concept Variant III

Next, a concept assessment will be conducted to obtain an optimal concept design by evaluating and assessing all concept variants. The results of the concept variant assessment are the initial Solution concept which will be re-evaluated for its suitability with the evaluation criteria given by the expert.

Table 3. Solution Variant Assessment

Solution variants	Functional suitability							Decision	
	According to the wish list								
	In principle it can be realized								
	Within the limits of production costs								
	Meet security requirements								
	As per your wish								
	Adequate information								
	A	B	C	D	E	F	G	Explanation	
V1	+	-	+	-	+	-	-	Higher costs	-
V2	+	+	+	+	+	+	+	Selected variants	+
V3	-	-	+	+	-	-	-	Complicated processing process	-

(Source: Data Processing, 2024)

Based on the table 3, the most optimal concept variant is variant 2 (V2). So the assessment with the scoring concept is not carried out because only variant 2 is following the 7 specification lists.

3. Product Form Design

This phase is the result of the previous stage that meets the specification requirements according to the criteria in the product concept phase. The design of the product shape of the corn thresher and corn cob shredder is made using AutoCAD software. At this stage, the form of the tool from the selected concept variant design is displayed in 3D.

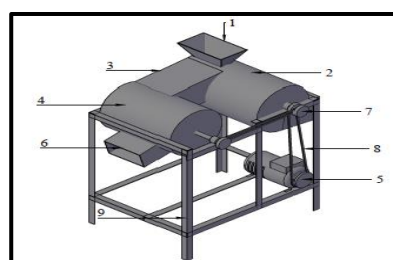


Figure 7. Selected Concept Design

Caption:

- Hopper(place to put corn)
- Corn threshing tube
- Connecting channel
- Corn cob shredder tube
- The Movers
- Outputshredded
- Pulley
- Bealting
- Frame

The corn threshing and corn cob shredder are designed with a simple shape. The main components of this tool are made of iron. The frame of the tool is made of 3 x 3 cm angle iron and the tube is made of 2 mm thick plate iron. The drive used is a 6 hp gasoline motor because it is more efficient in energy use.

4. Detail Design

This phase is the final stage, where the tool's shape, dimensions, components, specifications, and production costs are produced. The corn seed thresher and corn cob shredder are made by adjusting the user's height to be 57 x 82 x 114 cm. The frame is made of 3 x 3 cm angle iron because it is a sturdy and robust material that can withstand the load. The tube part is made of 2 mm thick plate iron because it has a strong material and is easy to shape. The drive is a gasoline motor because it has a high rotational speed and trim operating costs.



Figure 8. Corn Thresher and Corn Cob Shredder

Tool Testing

After the corn threshing tool and corn cob shredder are designed, the next step is to test the tool to apply it according to its function. Testing is carried out from the corn threshing process to the corn cob shredding process.

The equipment used in the testing process of the corn thresher and corn cob shredder is:

- a. Corn kernel thresher and corn cob chopper
- b. Corn
- c. Stopwatch

The variables observed in this study are:

- a. Time used to remove corn kernels
- b. Fuel used in the process of threshing and shredding corn cobs

The steps taken to test the tool are to check the machine's condition, the fuel, prepare the dry corn to be threshed, and prepare a container to hold the corn kernels and the chopped results. After everything is ready, turn on the machine and put the corn to be threshed into the hopper then turn on the stopwatch to calculate the threshing process time. After the threshing process is complete, turn off the machine and stopwatch, then check the inside of the machine to make sure the corn is left inside.

Based on the test results conducted using a corn thresher and corn cob shredder, in 1 minute it can thresh approximately 4 kg of corn and shred corn cobs into powder that can be used as feed. While threshing corn seeds by hand takes 60 minutes to produce 3 kg of corn, and threshing using a bicycle takes 60 minutes to produce 15 kg of corn. With the presence of this corn thresher and corn cob shredder, farmers' productivity and

Hak Cipta Dilindungi Undang-Undang
 1. Diarangi mengutip sebagian atau seluruh karya tulis ini untuk tujuan pendidikan atau penelitian, pengisian karya ilmiah, pengumuman, penulisan buku, atau penulisan lain.
 2. Diarangi mengumumkan dan memperbanyak sebagian atau seluruh karya tulis ini dalam bentuk apapun tanpa izin UIN Suska Riau.

© Himpunan Ilmiah Suka Riau
 State Ijmi University of Suska Riau

economy have increased. When comparing work using machines and not using machines, the same number of working hours can produce much more corn seeds than those not using machines.

CONCLUSION

Based on the study's objectives, it can be concluded that the corn kernel thresher and corn cob shredder designed have dimensions of 57 x 82 x 114 cm. The corn kernel thresher and corn cob shredder can work according to their function with a 240 kg/hour capacity. With the new corn kernel thresher and corn cob shredder, the corn kernel threshing process time is faster than that of the manual. Corn cobs that were initially only burned and had no economic value can be utilized properly. The advantages of this tool are that it not only shreds corn cobs but can also shred corn kernels to be used as poultry feed and is energy efficient. The designed tool is still not optimal because some corn enters the corn cob shredder tube channel, causing some corn to be destroyed along with the corn cob. This is due to the size of the design and the placement of components that are not right.

Suggestions that can be shown for further research improvement are to improve the factors causing corn to enter the connecting channel so that it is not chopped together with the corn cobs. Improvements can be made by adjusting the size of the components in the threshing tube, namely the distance between the sieve and the corn threshing knife.

REFERENCES

- Basuki, M., Aprilyanti, S., Azhari, A., & Erwin, E. (2020). Redesign of corn threshing machine using quality function deployment method. *INTECH Journal of Industrial Engineering*, Serang Raya University, 6(1), 23–30. <https://doi.org/10.30656/intech.v6i1.2196>
- Cholifah, Rois Arifin, A. I. H. (2023). Eco-Friendly Biodegradable Plastic From Corn Cob Waste. In *Angewandte Chemie International Edition*, 6(11), 951–952.
- Diharja, F. P., Irfa'i, M. A., & Rosadi, M. M. (2022). Analysis of the Effect of Variation in Driven Pulley Diameter on Output Rotational Speed and Final Torque on Toyota Kijang Innova E 2.0 M/T Transmission Trainer. *Engineering Journal: Media for the Development of Science and Engineering Applications*, 21(1), 32-41.
- Djafar, MFY, Astika, L., Hendrawan, W., Hasan, F., & Yunus, FM (2021). Analysis of factors influencing corn production of the Bangkit Bersama farmer group in Ambara village. *AGRINESIA: Agribusiness Scientific Journal*, 5(2), 155-161.
- Hashizart, I., Nasution, AS, Ginting, N., Kartika, K., & Juliana, J. (2023). Utilization of corn cobs as animal feed for Koptan Rudang Mayang, Balai Kasih Village. *Journal of Community Service for Higher Education Lecturers (DEPUTI Journal)*, 3(1), 140-147.
- Ilahude, Z., Liputo, B., Djamalu, Y., & Antu, ES (2021). Design of Multi Process Machine for Peeling, Shelling and Processing Corn Waste for Animal Feed. *Journal of Vocational Science and Technology*, 1(1), 8-11.
- Iqbal R Pamungkas, Sulaksono, B., Munandar, M., Suwandi, A., & Fajar, M. F. (2019). Design of Tube Notcher Machine Using G. Pahl and W. Beitz Method. *Teknobiz: Scientific Journal of Master of Mechanical Engineering Study Program*, 9(2), 20–32. <https://doi.org/10.35814/teknobiz.v9i2.536>
- Muniharty, P., Marthiana, W., Sudirjo, F., Fauzan, R.,..., & Sanusi (2022). *Product Design and Development*. Padang: PT. Global Executive Technology.
- Sunyoto, S., Supriyono, S., & Kuncoro, H. (2023). Design of Integrated Coconut Grater and Squeezer Machine Using Pahl and Beitz Method. *Precision*, 25(2), 52-59.
- Winata, EK, & Suryadi, A. (2020). Design of Ergonomic Waiting Chairs for the Elderly Using the Pahl and Beitz Method at the Xyz Clinic, Sidoarjo. *Juminten*, 1(6), 61-72.



<https://journal.umy.ac.id/index.php/st/index>

© Hak cipta milik UIN Suska Riau

State Islamic University of Sultan Syarif Kasim Riau

Hak Cipta Diindungi Undang-Undang

1. Dilarang mengutip sebagian atau seluruh karya tulis ini tanpa mencantumkan dan menyebutkan sumber:
 - a. Pengutipan hanya untuk kepentingan pendidikan, penelitian, penulisan karya ilmiah, penyusunan laporan, penulisan kritik atau tinjauan suatu masalah.
 - b. Pengutipan tidak merugikan kepentingan yang wajar UIN Suska Riau.
2. Dilarang mengumumkan dan memperbanyak sebagian atau seluruh karya tulis ini dalam bentuk apapun tanpa izin UIN Suska Riau.

