

Hak Cipta Dilindungi Undang-Undang

1. Dilarang mengutip sebagian atau seluruh karya tulis ini tanpa mencantumkan dan menyebutkan sumber:
 - a. Pengutipan hanya untuk kepentingan pendidikan, penelitian, penulisan karya ilmiah, penyusunan laporan, penulisan kritik atau tinjauan suatu masalah.
 - b. Pengutipan tidak merugikan kepentingan yang wajar UIN Suska Riau.
2. Dilarang mengumumkan dan memperbanyak sebagian atau seluruh karya tulis ini dalam bentuk apapun tanpa izin UIN Suska Riau.

**Re-Desain Kemasan Tanjak dengan Menggunakan Metode Kansei Engineering
(Studi Kasus Usaha Tanjak Mak Des)**

TUGAS AKHIR

Diajukan Sebagai Salah Satu Syarat Untuk Memperoleh Gelar Sarjana Teknik Industri Pada Program Studi Teknik Industri Fakultas Sains dan Teknologi

Disusun Oleh:

NURSEPTIANA
11850220515



UIN SUSKA RIAU

**PROGRAM STUDI TEKNIK INDUSTRI
FAKULTAS SAINS DAN TEKNOLOGI**

**UNIVERSITAS ISLAM NEGERI SULTAN SYARIF KASIM RIAU
2023**

Hak Cipta Dilindungi Undang-Undang

1. Dilarang mengutip sebagian atau seluruh karya tulis ini tanpa mencantumkan dan menyebutkan sumber:
 - a. Pengutipan hanya untuk kepentingan pendidikan, penelitian, penulisan karya ilmiah, penyusunan laporan, penulisan kritik atau tinjauan suatu masalah.
 - b. Pengutipan tidak merugikan kepentingan yang wajar UIN Suska Riau.
2. Dilarang mengumumkan dan memperbanyak sebagian atau seluruh karya tulis ini dalam bentuk apapun tanpa izin UIN Suska Riau.

LEMBAR PERSETUJUAN

**RE-DESAIN KEMASAN TANJAK DENGAN MENGGUNAKAN METODE
KANSEI ENGINEERING
(Studi Kasus Usaha Tanjak Mak Des)**

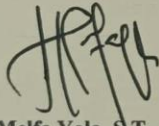
TUGAS AKHIR

Ofek:

NURSEPTIANA
11850220515


Telah diperiksa, disetujui, dan disahkan Sebagai Laporan Tugas Akhir
di Pekanbaru, pada tanggal 18 Januari 2023

Pembimbing I




Melfa Yola, S.T., M.Eng
NIP : 197906292006042001

Pembimbing II



Anwardi, S.T., M.T.
NIP : 198210272015031001

Ketua Jurusan



Misra Hartati, S.T., M.T.
NIP : 198205272015032002

- Hak Cipta Dilindungi Undang-Undang**
1. Dilarang mengutip sebagian atau seluruh karya tulis ini tanpa mencantumkan dan menyebutkan sumber:
 - a. Pengutipan hanya untuk kepentingan pendidikan, penelitian, penulisan karya ilmiah, penyusunan laporan, penulisan kritik atau tinjauan suatu masalah.
 - b. Pengutipan tidak merugikan kepentingan yang wajar UIN Suska Riau.
 2. Dilarang mengumumkan dan memperbanyak sebagian atau seluruh karya tulis ini dalam bentuk apapun tanpa izin UIN Suska Riau.

LEMBAR PENGESAHAN

RE-DESAIN KEMASAN TANJAK DENGAN MENGGUNAKAN METODE KANSEI ENGINEERING (Studi Kasus Usaha Tanjak Mak Des)

TUGAS AKHIR

Oleh:

NURSEPTIANA
11850220515

Telah dipertahankan didepan sidang dewan penguji
Sebagai salah satu syarat untuk memperoleh gelar Sarjana Teknik
Fakultas Sains dan Teknologi Universitas Sultan Syarif Kasim Riau
di Pekanbaru, pada tanggal 18 Januari 2023

Pekanbaru, 18 Januari 2023
Mengesahkan,

Ketua Jurusan



Misra Hartati, S.T., M.T.
NIP : 198205272015032002



Dyan Hariyanto, M.Pd.
NIP : 196403011992031003

DEWAN PENGUJI

Ketua : Nofirza, S.T., M.Sc
Sekretaris I : Melfa Yola, S.T., M.Eng
Sekretaris II : Anwardi, S.T., M.T.
Anggota I : Muhammad Ihsan Hamdy, S.T., M.T.
Anggota II : Fitriani Surayya Lubis, S.T., M.Sc



Hak Cipta Dilindungi Undang-Undang

1. Dilarang mengutip sebagian atau seluruh karya tulis ini tanpa mencantumkan dan menyebutkan sumber:
 - a. Pengutipan hanya untuk kepentingan pendidikan, penelitian, penulisan karya ilmiah, penyusunan laporan, penulisan kritik atau tinjauan suatu masalah.
 - b. Pengutipan tidak merugikan kepentingan yang wajar UIN Suska Riau.
2. Dilarang mengumumkan dan memperbanyak sebagian atau seluruh karya tulis ini dalam bentuk apapun tanpa izin UIN Suska Riau.

Lampiran Surat :
Nomor : Nomor 25/2021
Tanggal : 26 Januari 2023

SURAT PERNYATAAN

Saya yang bertanda tangan dibawah ini :

Nama : Nurseptiana
NIM : 11850220515
Tempat/Tgl. Lahir : Koto Tangah/ 01 September 1999
Fakultas : Sains dan Teknologi
Prodi : Teknik Industri
Judul Skripsi : *Re-Desain* Kemasan Tanjak dengan Menggunakan Metode *Kansei Engineering* (Studi Kasus Usaha Tanjak Mak Des)

Menyatakan dengan sebenar-benarnya bahwa :

1. Penulisan skripsi ini berdasarkan hasil penelitian dan pemikiran saya sendiri.
2. Semua kutipan sudah disebutkan sumbernya.
3. Oleh karena itu skripsi saya ini, saya nyatakan bebas plagiat.
4. Apabila dikemudian hari ditemukan plagiat pada skripsi saya tersebut, maka saya bersedia menerima sanksi sesuai peraturan perundang-undangan.

Dengan demikian surat ini saya buat dengan penuh kesadaran dan tanpa paksaan dari pihak manapun juga.

Pada hari, 26 Januari 2023
saya membuat pernyataan



Nurseptiana
Nurseptiana
11850220515

LEMBAR HAK ATAS KEKAYAAN INTELEKTUAL

Tugas Akhir yang tidak diterbitkan ini terdaftar dan tersedia di Perpustakaan Universitas Islam Negeri Sultan Syarif Kasim Riau adalah terbuka untuk umum dengan ketentuan bahwa hak cipta pada penulis. Referensi perpustakaan diperkenankan dicatat, tetapi pengutipan atau ringkasan hanya dapat dilakukan seizin penulis dan harus disertai dengan kebiasaan ilmiah untuk menyebutkan sumbernya.

Penggandaan atau penerbitan sebagian atau seluruh Tugas Akhir ini harus memperoleh izin dari Dekan Fakultas Sains dan Teknologi Universitas Islam Negeri Sultan Syarif Kasim Riau. Perpustakaan yang meminjamkan Tugas Akhir ini untuk anggotanya diharapkan untuk mengisi nama, tanda peminjam dan tanggal pinjam.

Hak Cipta Dilindungi Undang-Undang

1. Dilarang mengutip sebagian atau seluruh karya tulis ini tanpa mencantumkan dan menyebutkan sumber:
 - a. Pengutipan hanya untuk kepentingan pendidikan, penelitian, penulisan karya ilmiah, penyusunan laporan, penulisan kritik atau tinjauan suatu masalah.
 - b. Pengutipan tidak merugikan kepentingan yang wajar UIN Suska Riau.
2. Dilarang mengumumkan dan memperbanyak sebagian atau seluruh karya tulis ini dalam bentuk apapun tanpa izin UIN Suska Riau.



LEMBAR PERNYATAAN

Dengan ini saya menyatakan bahwa dalam Tugas Akhir ini tidak terdapat karya yang pernah diajukan untuk memperoleh gelar kesarjanaan di suatu Perguruan Tinggi, dan sepanjang pengetahuan saya juga tidak terdapat karya atau pendapat yang pernah ditulis atau diterbitkan oleh orang lain kecuali yang secara tertulis diacu dalam naskah ini dan disebutkan di dalam daftar pustaka.

Pekanbaru, 26 Januari 2023
Yang membuat pernyataan

NURSEPTIANA
11850220515

- Hak Cipta Dilindungi Undang-Undang**
1. Dilarang mengutip sebagian atau seluruh karya tulis ini tanpa mencantumkan dan menyebutkan sumber:
 - a. Pengutipan hanya untuk kepentingan pendidikan, penelitian, penulisan karya ilmiah, penyusunan laporan, penulisan kritik atau tinjauan suatu masalah.
 - b. Pengutipan tidak merugikan kepentingan yang wajar UIN Suska Riau.
 2. Dilarang mengumumkan dan memperbanyak sebagian atau seluruh karya tulis ini dalam bentuk apapun tanpa izin UIN Suska Riau.

LEMBAR PERSEMBAHAN



Kepada Allah SWT ku bersyukur atas segala nikmat dan karunia yang tak terbatas yang selalu dilimpahkan. Atas segala sehat dan semangat yang tak pernah lupa selalu diberikan. Atas segala rezki dan ilmu yang tak pernah disempitkan.

“Niscaya Allah akan mengangkat (derajat) orang-orang yang beriman diantaramu dan orang-orang yang diberi ilmu beberapa derajat (Qs: Al-Mujadilah 11)”.

Kepada kedua orang tau yang selalu memberikan kasih dan sayang. Doa tulus dan kasih sayang tak terkira yang selalu dilimpahkan. Pengorbanan, motivasi, nasehat, kesabaran, ketabahan, dan segalanya yang telah dicurahkan yang tidak mungkin untuk dihitung nilainya. Doa yang selalu engkau panjatkan berbuah penghasilan dalam sedikit pencapaian yang tertuang dalam laporan ini, pengobat sedikit letih dan lelahmu selama ini. Penyemangat dalam menjalani segala lika liku dari kehidupan, doa yang selalu menjadi penguat dikala rapuh, kasih sayangmu sebagai tongkat dikala harapan mulai pupus. Beribu terima kasih diucapkan kepada ibu dan ayah tak akan pernah cukup rasanya serta kakak dan adik yang selalu memberikan dukungan dalam setiap kesempatan.

Hak Cipta Dilindungi Undang-Undang

1. Dilarang mengutip sebagian atau seluruh karya tulis ini tanpa mencantumkan dan menyebutkan sumber:
 - a. Pengutipan hanya untuk kepentingan pendidikan, penelitian, penulisan karya ilmiah, penyusunan laporan, penulisan kritik atau tinjauan suatu masalah.
 - b. Pengutipan tidak merugikan kepentingan yang wajar UIN Suska Riau.
2. Dilarang mengumumkan dan memperbanyak sebagian atau seluruh karya tulis ini dalam bentuk apapun tanpa izin UIN Suska Riau.

Design of Tradisional Riau Malay Hat (Tanjak) Packaging Using Kansei Engineering Method

Nurseptiana, Afif Naufal Luthfi

Student at Industrial Engineering

Universitas Islam Negeri Sultan Syarif Kasim Riau, Pekanbaru, Indonesia

11850220515@students.uin-suska.ac.id

Melfa Yola, Anwardi, Muhammad Ihsan Hamdy, Fitriani Surayya Lubis, Muhammad Rizki

Assistant Professor Industrial Engineering

Universitas Islam Negeri Sultan Syarif Kasim Riau, Pekanbaru, Indonesia

melfa.yola@uin-suska.ac.id

Abstract

Tanjak is a Riau Malay tradisional hat worn by men from the Malay ethnic group. Tanjak is marketed as regional souvenirs, requires attractive packaging so that it can describe the characteristics of the Riau Malay and attract customer interest in buying the product especially for souvenirs. The state condition shows the packaging of Tanjak is still very simple using material from plastic packaging, PVC and acrylic with no design for the packaging. Otherwise this product bought as souvenirs or gifted to official government, so the packaging need for representing the product it self. Packaging that is in accordance with the wishes of consumers tends to give a sense of pleasure and increases the desire of consumers to buy products. Packaging designs that follow consumer desires can be obtained using the Kansei Engineering method. Kansei Engineering is a method that can translate the emotions and feelings of consumers towards a product. Tanjak packaging designs that are in accordance with consumer desires are obtained by identifying kansei words. The kansei word is translated into design language and the packaging design is done based on the kansei word. The case study is taken in Tanjak Mak Des, one of craftsmen business in Riau. The goal of this research is to design Tanjak packaging as a traditional Riau Malay hat, using Kansei Engineering. Data collection was carried out by collecting kansei words from tanjak consumers and previous research references, then distributing the Differential Semantic Questionnaires 1 and 2. So as to create a packaging design in accordance with the wishes of consumers.

Keywords

Tanjak, Packaging Design, Consumer Desires, Kansei Engineering, Kansei Word

1. Introduction

The use of Tanjak is increasingly popular and growing, resulting in the development of Tanjak craftsmen. Craftsmen offer Tanjak products that have been created with various shapes, colors, motifs and different sizes. The use of Tanjak is not only used during important events, such as Malay traditional events, marriages, and is used by government agencies, but has developed and become one of the souvenirs that are very popular in all circles and are in great demand by tourists visiting Riau. The diversity of attractive fabric motifs and the diverse shapes of Tanjak are not only one of the reasons for consumers to buy Tanjak. Attractive packaging that can describe the characteristics of Tanjak as souvenirs and souvenirs typical of the Malay tribe is also one of the things that encourages consumers' desire to buy Tanjak. In addition to making Tanjak more attractive and more elegant, better and higher quality packaging can also be an advantage for the Tanjak manufacturer with competitors.

Tanjak Mak Des business is one of the Tanjak craftsmen in Riau Province. Tanjak Mak Des produces Tanjak with various types and shapes, generally Tanjak Mak Des produces Tanjak that has been created. The Tanjak is marketed to a large souvenir shop typical of Riau to be used as souvenirs and souvenirs from Pekanbaru City. The tanjak is also marketed to various Malay clothing shopping centers located in Pekanbaru city to be offered as souvenirs to complement Malay tribal clothing, orders from various government agencies, companies, and schools for daily use as a complement to uniforms or during certain events, as well as purchases for use by individuals. Tanjak Mak Des business is able to produce as much as 500 to 800 pcs per month, this sales will increase in certain months and events. Based on observations made in the Tanjak Mak Des business, two Tanjak packaging that exist at this time can be seen in Figure 1, namely packaging made of plastic and acrylic glass.

2. Dilarang mengumumkan dan memperbanyak sebagian atau seluruh karya tulis ini dalam bentuk apapun tanpa izin UIN Suska Riau.

These packaging tend to have more dominant drawbacks than advantages. One of its concerns is that the packaging is easily damaged by tearing and breaking and does not describe Tanjak as a characteristic of the Riau Malays.



Figure 1. Current Tanjak Packaging (a) Plastic, (b) Acrylic Glass

Because the packaging that exists at this time is still very simple and has several shortcomings, therefore it is necessary to redesign the Tanjak packaging. This packaging redesign is carried out to produce a more attractive packaging design, in order to attract consumers' buying interest. Designs with the result of user desires are more widely known, and products designed based on the user's psychological desires tend to attract more attention from consumers. It is proven that products that please the user's heart are more widely used, and the selection of future purchases of products tends to be influenced by the level of pleasure in the use of the product (Guo et al. 2020). One method that can be used to find out consumers' desires for Tanjak packaging design is the Kansei Engineering method. This method is used because it can translate users' psychological desires and needs for a product into a design language, thus creating a design that is more liked and satisfies the desires of consumers (Li et al. 2020). It is proven in the research conducted (Yola 2021) that produces a packaging design that suits the wishes of consumers.

1.1 Objectives

The purpose of this study is to redesign Tanjak packaging that suits consumers' wishes to attract consumers' buying interest. In addition, to design packaging that can describe the characteristics of Riau Malay Tanjak products as one of the typical souvenirs of Riau Province.

2. Literature Review

Packaging is the main equipment used to protect a product and also serves as part of a marketing mix tool to convey graphic and brand communication messages along with the product itself to be conveyed to consumers (Irhandayansih 2018). The function of packaging is as a material that protects and secures a product from external influences that can harm and accelerate the occurrence of damage. Packaging also serves as a medium of information and promotion of a product in question. Good and attractive product packaging will be a special attraction for consumers in attracting buyers (Ermawati 2019).

Consumer behavior is a science of how a person buys a product. Consumer behavior is an activity that is directly involved in acquiring, consuming and disposing of products or services, as well as the decision processes that precede and follow these actions. Consumer behavior can also be defined as the process of individual or group involvement in choosing, buying, or disposing of a product, service, idea or experience to satisfy their needs and desires (Ferinia et al. 2021).

The Kansei engineering method was created to approach consumers in order to be able to translate consumer kansei (emotions) into product design features. Kansei comes from the Japanese word meaning a feeling of psychology that thinks about the design features of a product. Kansei engineering has been developed by Professor Nagamachi since 1970 as one of the branches of cognitive ergonomics, and there have been many products produced with the application of Kansei engineering or Kansei engineering such as electronic devices, vehicles, public facilities, housing, clothing and so on. Kansei engineering is a comprehensive subject that combines the sciences of design, ergonomics and engineering. This requires a designer to be a bridge that connects the psychological feelings of the user towards the design of the product to be created (Guo et al. 2020).

Kansei engineering includes an experiment or research evaluation by conducting statistical analysis of the data that has been obtained, this implementation is generally carried out with 3 steps (Fadly and Satori 2021) :

- a. Performs Kansei word selection, collecting and selecting adjectives.

Evaluating Kansei which is a subjective evaluation of consumer perceptions of several products as well as product samples by using a questionnaire containing the word Kansei. Perform data analysis based on evaluation experiments. If you already know the combination of product properties that produces the highest score among descriptive words, it should be able to generate guidelines for creating a new product emotional interface design.

3 Methods

This research was conducted at the Tanjak Mak Des Business which is located at Jl. Permata Ratu, Tangkerang Labuai, Bukit Raya District, Pekanbaru City. The research was conducted using the Kansei Engineering method.

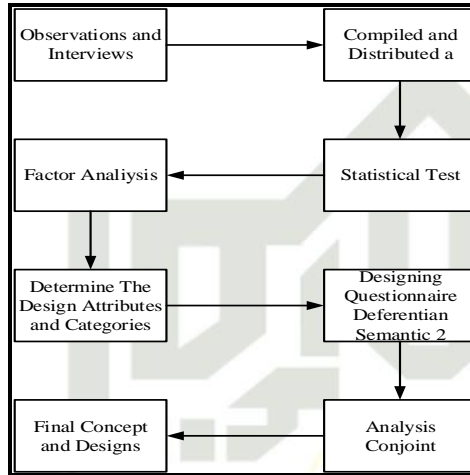


Figure 2. Chart of the stages of research conducted

The explanation of Figure 2 is as follows:

1. Conduct observations and interviews with respondents who are producers and consumers of Tanjak to get needs, wants, complaints and suggestions regarding Tanjak packaging, and identify the kansei word of the interview results.
2. Compiled a Deferential Semantic questionnaire 1 and distributed it to 30 respondents. The determination of the number of respondents was carried out using a quota sampling technique, where the researcher determined the sample provisions in accordance with the study.
3. The results of the questionnaire obtained were carried out statistical tests in the form of validity tests, reliability tests, and data adequacy tests carried out using SPSS 17.0 software. The test results are said to be valid if the Rhitung value is > Rtable, and the data is invalid if the $R_{count} < R_{table}$. The r_{table} used for 30 respondents was 0,361. For invalid statements, they will be eliminated and the validity test of the second iteration will be carried out until the entire data is declared valid. The test results are said to be reliable when the cranchach alpha value is large from 0,5. And the data is stated to be sufficient if the value of $N' < N$, where N is the number of samples which is 30 resondents.
4. The next step is factor analysis by testing Kaiser Meyer Olkin with SPSS 17.0 software. The KMO test results obtained will determine that the data can be carried out further factor analysis. If the KMO value is above 0.6 then the data is said to be quite feasible for further factor analysis. The next stage is to conduct a Barlett test by finding the Chi-Square value and determining the significance value. The signification value below 0,05 means that the variables used in the questionnaire correlate with other variables and can be carried out further factor analysis. It then performs a Measures of Sampling Adequacy (MSA) test to find out how strongly the item correlates with other items. The data is said to be valid if the MSA test result > 0,5, and the item is strongly correlated with other items. Meanwhile, if the MSA test result < 0,5, then the data is said to be invalid so that the data is eliminated and then the second iteration of the MSA test is carried out until the entire data is declared valid.
5. Determine the design attributes and categories to be carried out based on the elements of the Tanjak packaging design.
6. Designing the Deferential Semantic questionnaire 2 by determining the combination of stimulation of design elements obtained in the previous stage and distributing the questionnaire to 30 respondents.
7. Perform a conjoint analysis of the results of the questionnaire deployment and calculate the utility value of the packaging design attributes. The highest utility test results are an important attribute that is the selected specification for designing Tanjak packaging designs.

Hak Cipta Diindungi Undang-Undang
 1. Dilarang mengutip sebagian atau seluruh karya tulis ini tanpa mencantumkan dan menyebutkan sumber:
 a. Pengutipan hanya untuk kepentingan pendidikan, penelitian, penulisan karya ilmiah, penyusunan laporan, penulisan kritik atau tinjauan suatu masalah.
 b. Pengutipan tidak merugikan kepentingan yang wajar UIN Suska Riau.
 2. Dilarang mengumumkan dan memperbanyak sebagian atau seluruh karya tulis ini dalam bentuk apapun tanpa izin UIN Suska Riau.

State Library Univerriyok I Sultan Syarif Kasim Riau



The final stage sets the concept and designs the Tanjak packaging design in accordance with the results of data processing.

4 Data Collection

The data needed in this study were collected and then processed in order to find a solution to the problem being studied. The data collected is in the form of.

4 Classification of Kansei Word

Kansei words are obtained from the results of observations and interviews that have been conducted by collecting consumer desires for packaging, then identified and structured based on words that have the same meaning (Table 1).

Table 1. Kansei Word

No	Kansei Word	No	Kansei Word
1	Simple from	8	Display product images
2	Practical	9	Durable screen printing
3	Easy to open	10	Showing the characteristics of Riau
4	Neat	11	Complete information
5	Colored	12	Protected product
6	Contemporary design	13	Easy to carry
7	Elegant look	14	Durable packaging

5. Results and Discussion

5.1 Validity Test

The results of testing the validity of the differential semantic questionnaire 1 on 30 respondents were carried out using SPSS 17.0 software. Data is said to be valid if $R_{count} > R_{table}$. The value of r table for 30 respondents is 0,361 which is obtained from the value of $df = N-1$ (Table 2).

Table 2. Recapitulation of Iteration 1 Validity Test Results

No	No Statement	Statement	R_{Count}	R_{table}	Description
1	1	Simple from	0,275	0,361	Invalid
2	2	Colored	0,458	0,361	Valid
3	3	Contemporary design	0,557	0,361	Valid
4	4	Elegant look	0,382	0,361	Valid
5	5	Display product images	0,687	0,361	Valid
6	6	Complete information	0,256	0,361	Invalid
7	7	Practical	0,604	0,361	Valid
8	8	Protected product	0,547	0,361	Valid
9	9	Easy to carry	0,479	0,361	Valid
10	10	Durable packaging	0,666	0,361	Valid
11	11	Easy to open	0,493	0,361	Valid
12	12	Neat	0,711	0,361	Valid
13	13	Durable screen printing	0,754	0,361	Valid
14	14	Showing the characteristics of Riau	0,740	0,361	Valid

Based on the recapitulation of the validity test that has been carried out, it is known that statement 1 (simple form) and statement 6 (complete information) are declared invalid, because R_{count} is smaller than R_{table} . Statements that were declared invalid were eliminated and a second iteration validity test was carried out. The results of the iteration 2 validity test can be seen in table 3.

Table 3. Recapitulation of Iteration 2 Validity Test Results

No	No Statement	Statement	R_{Count}	R_{table}	Description
1	2	Colored	0,458	0,361	Valid
2	3	Contemporary design	0,557	0,361	Valid
3	4	Elegant look	0,382	0,361	Valid

2. Dilarang mengumumkan dan memperbanyak sebagian atau seluruh karya tulis ini dalam bentuk apapun tanpa izin UIN Suska Riau.

1. Dilarang mengutip sebagian atau seluruh karya tulis ini tanpa mencantumkan dan menyebutkan sumber:

Hak Cipta Dilindungi Undang-Undang

State Islamic University of Sultan Syarif Kasim Riau

State Islamic University of Sultan Syarif Kasim Riau



4	5	Display product images	0,687	0,361	Valid
5	7	Practical	0,604	0,361	Valid
6	8	Protected product	0,547	0,361	Valid
7	9	Easy to carry	0,479	0,361	Valid
8	10	Durable packaging	0,666	0,361	Valid
9	11	Easy to open	0,493	0,361	Valid
10	12	Neat	0,711	0,361	Valid
11	13	Durable screen printing	0,754	0,361	Valid
12	14	Showing the characteristics of Riau	0,740	0,361	Valid

Based on the recapitulation of the second iteration of the validity test, 12 valid statements were obtained, because the R_{count} is greater than the R_{table} . The results of the validity test can be seen in the attachment.

5.2 Reliability Test

The reliability test was carried out on 30 respondents with 12 valid statements in the iteration 2 validity test. The results of the reliability test were. Table 4 is the result of the validity test.

Table 4. Reliability Test Results

Reliability Statistics		
Cronbach's Alpha	Cronbach's Alpha Based on Standardized Items	N of Items
0,735	0,735	13

Based on the reliability test of 12 statements which were declared valid, the Cronbach's alpha value was 0,735 with reliable criteria (close).

5.3 Data Adequacy Test

The data adequacy test was carried out on 12 statements which were declared valid in the third iteration of 30 respondents. Data adequacy test is done by formula.

$$N' = \left[\frac{\beta/\alpha \sqrt{N \sum(Xi^2) - \sum(Xi)^2}}{\sum Xi} \right]^2$$

The results of the data adequacy test are.

$$\beta/\alpha = \frac{2}{0,05}$$

$$\beta/\alpha = 40$$

N = Number of Samples

$$N = 30$$

$$N' = \left[\frac{40 \sqrt{30(71.421) - (1.457)^2}}{1.457} \right]^2$$

$$N' = \left[\frac{40 \sqrt{2.142.630 - 2.122.840}}{1.457} \right]^2$$

$$N' = [3,86]^2$$

$$N' = 14,90$$

Based on the data adequacy test above, the N' value is 14,90. Then the data has been declared sufficient because the value of N' is smaller than the value of N, which is 30 and further factor analysis can be carried out.

5.4 Factor Analysis

Factor analysis was performed to determine the number and rotation of factors. Factor analysis was carried out by testing using the Kaiser Meyer Olkin formula and Barlett's sphericity test. The results of the first iteration of KMO and Barlett tests are as follows in Table 5:

Hak Cipta Diindungi Undang-Undang
 1. Dilarang mengutip sebagian atau seluruh karya tulis ini tanpa mencantumkan dan menyebutkan sumber.
 a. Pengutipan hanya untuk kepentingan pendidikan, penelitian, penulisan karya ilmiah, penyusunan laporan, penulisan kritik atau tinjauan suatu masalah.
 b. Pengutipan tidak merugikan kepentingan yang wajar UIN Suska Riau.
 2. Dilarang mengumumkan dan memperbanyak sebagian atau seluruh karya tulis ini dalam bentuk apapun tanpa izin UIN Suska Riau.

© Hak cipta milik UIN Suska Riau



Table 5. KMO Test Results and Bartlett's Iteration 1

KMO and Bartlett's Test		
Kaiser-Meyer-Olkin Measure of Sampling Adequacy.		0,606
Bartlett's Test of Sphericity	Approx. Chi-Square	171,557
	Df	91
	Sig.	0,000

Based on the results of the factor analysis data processing above, it can be seen that the KMO test result is 0,606, which means that the data is more than enough for factor analysis, because the KMO value is in the range of 0,6 – 0,9. In the Bartlett's test, the Chi-Square value was 171,557 with a significance value of 0,000. This value is below 0,05, which means that the variables used are correlated with other variables.

Then carry out the MSA test, Table 6 is a recapitulation of the MSA test results as follows:

Table 6. Recapitulation of MSA Test Results Iteration 1

No	No Statement	Statement	MSA Test Value	MSA	Description
1	1	Simple from	0,363	0,5	Invalid
2	2	Colored	0,480	0,5	Invalid
3	3	Contemporary design	0,630	0,5	Valid
4	4	Elegant look	0,469	0,5	Invalid
5	5	Display product images	0,829	0,5	Valid
6	6	Complete information	0,330	0,5	Invalid
7	7	Practical	0,569	0,5	Valid
8	8	Protected product	0,701	0,5	Valid
9	9	Easy to carry	0,405	0,5	Invalid
10	10	Durable packaging	0,636	0,5	Valid
11	11	Easy to open	0,583	0,5	Valid
12	12	Neat	0,613	0,5	Valid
13	13	Durable screen printing	0,790	0,5	Valid
14	14	Showing the characteristics of Riau	0,671	0,5	Valid

Based on the MSA test that has been carried out, it can be seen that there are 5 invalid statements, namely statement 1 (simple form) with a value of 0,363, statement 2 (colored) with a value of 0,480, statement 4 (elegant appearance) with a value of 0,469, statement 6 (complete information) with a value of 0,330, and statement 9 (easy to carry) with a value of 0,405. This statement is said to be invalid because the MSA test result is smaller than the MSA value, which is 0,5. Then the second iteration of the KMO and MSA tests was carried out by eliminating invalid statements in the first iteration of the test. Table 7 is the result of the KMO test and Bartlett Iteration 2 test.

Table 7. KMO Test Results and Bartlett's Iteration 2

KMO and Bartlett's Test		
Kaiser-Meyer-Olkin Measure of Sampling Adequacy.		0,759
Bartlett's Test of Sphericity	Approx. Chi-Square	101,626
	Df	36
	Sig.	0,000

Based on the results of the factor analysis data processing above, it can be seen that the KMO test result is 0,759, which means that the data is good for factor analysis, because the KMO value is in the range of 0,7 – 0,8. In the Bartlett's test, the Chi-Square value was 101,626 with a significance value of 0,000. This value is below 0,05, which means that the variables used are correlated with other variables. Then do the second iteration of the MSA test. The recapitulation of the iteration 2 MSA test results can be seen in table 8.

Table 8. Recapitulation of Iteration 2 MSA Test Results

No	No Statement	Statement	MSA Test Value	MSA	Description
----	--------------	-----------	----------------	-----	-------------

Hak Cipta Diindungi Undang-undang
 1. Dilarang mengutip sebagian atau seluruh karya tulis ini tanpa mencantumkan dan menyebutkan sumber:
 a. Pengutipan hanya untuk kepentingan pendidikan, penelitian, penulisan karya ilmiah, penyusunan laporan, penulisan kritik atau tinjauan suatu masalah.
 b. Pengutipan tidak merugikan kepentingan yang wajar UIN Suska Riau.
 2. Dilarang mengumumkan dan memperbanyak sebagian atau seluruh karya tulis ini dalam bentuk apapun tanpa izin UIN Suska Riau.

© Hak cipta ini dimiliki oleh UIN Suska Riau
 © IAIN Sunan Gunung Jati Cirebon
 © Islamic Science University of Sultan Syarif Kasim Riau



1	3	Contemporary design	0,774	0,5	Valid
2	5	Display product images	0,825	0,5	Valid
3	7	Practical	0,764	0,5	Valid
4	8	Protected product	0,686	0,5	Valid
5	10	Durable packaging	0,723	0,5	Valid
6	11	Easy to open	0,696	0,5	Valid
7	12	Neat	0,826	0,5	Valid
8	13	Durable screen printing	0,738	0,5	Valid
9	14	Showing the characteristics of Riau	0,763	0,5	Valid

Based on the second iteration of the MSA test that has been carried out, it can be seen that all statements are said to be valid because the results of the second iteration of the MSA test are greater than the MAS value, which is 0,5. This means that the MSA values of the 9 statements above can be predicted by other statements with smaller errors.

5.5 Determination of Attributes and Categories

The design of tanjak packaging is carried out using 4 categories of packaging elements, namely color, packaging shape or design, packaging materials and traditional values. For sizes to adjust to the needs and choices of manufacturers. The determination of the attributes and categories of Tanjak packaging can be seen in Table 9 below.

Table 9. Determination of Items and Categories

No	Element	Category	Notation
1	Color	Monochrome	X11
		Many colors	X12
		Typical Riau color	X13
2	Contemporary Design	Vektor	X21
		Bitmap	X22
		Simple	X23
3	Material	Ivory paper	X31
		PVC plastic	X32
		Plastic	X33
4	Tradisional Values	Custom house image	X41
		Weaving motifs	X42
		Malay Arabic script	X43

5.6 Stimulation Combination Determination

After obtaining the attributes and categories of Tanjak plants, the next step is to determine the combination of stimulation for each design element that has been grouped. It aims to provide an assessment of the suitability or relationship between design elements that have been arranged in a combination of stimulation on the importance level questionnaire or differential semantics 2. Determination of the combination of design elements is carried out using orthogonal arrays in SPSS 17.0 software. Table 10 is the result of orthogonal array combination stimulation design.

Table 10. Design Stimuli Combination

No	Color	Contemporary Design	Material	Tradisional Values
1	Typical Riau color	Bitmap	Plastic	Custom house image
2	Typical Riau color	Simple	Ivory paper	Weaving motifs
3	Many colors	Vektor	Plastic	Weaving motifs
4	Many colors	Simple	PVC plastic	Custom house image
5	Many colors	Bitmap	Ivory paper	Malay Arabic script
6	Monochrome	Simple	Plastic	Malay Arabic script
7	Monochrome	Vektor	Ivory paper	Custom house image

Hak Cipta Diindungi Undang-Undang
 1. Dilarang mengutip sebagian atau seluruh karya tulis ini tanpa mencantumkan dan menyebutkan sumber.
 a. Pengutipan hanya untuk kepentingan pendidikan, penelitian, penulisan karya ilmiah, penyusunan laporan, penulisan kritik atau tinjauan suatu masalah.
 b. Pengutipan tidak merugikan kepentingan yang wajar UIN Suska Riau.
 2. Dilarang mengumumkan dan memperbanyak sebagian atau seluruh karya tulis ini dalam bentuk apapun tanpa izin UIN Suska Riau.

© Hak cipta milik UIN Suska Riau
 State Islamic University of Sultan Syarif Kasim Riau



8	Typical Riau color	Vektor	PVC plastic	Malay Arabic script
9	Monochrome	Bitmap	PVC plastic	Weaving motifs

Conjoint Analysis

Conjoint analysis is used to determine the level of relative importance based on consumer perceptions and needs that are brought from the attributes of a particular product and the useful value contained in the related product attributes. Conjoint analysis was carried out by distributing questionnaires of importance level or differential semantics 2 to 30 respondents who are consumers who buy tanjak. The Table 11 is a recapitulation of utility values and conjoint analysis calculations for each combination of hillside packaging design stimulation.

Table 11. Results of Interest Level Questionnaire Distribution 2

No	Color	Contemporary Design	Material	Tradisional Values	Jumlah
1	Typical Riau color	Bitmap	Plastic	Custom house image	122
2	Typical Riau color	Simple	Ivory paper	Weaving motifs	124
3	Many colors	Vektor	Plastic	Weaving motifs	102
4	Many colors	Simple	PVC plastic	Custom house image	112
5	Many colors	Bitmap	Ivory paper	Malay Arabic script	120
6	Monochrome	Simple	Plastic	Malay Arabic script	116
7	Monochrome	Vektor	Ivory paper	Custom house image	107
8	Typical Riau color	Vektor	PVC plastic	Malay Arabic script	107
9	Monochrome	Bitmap	PVC plastic	Weaving motifs	127
					1.037
					3,84

1. Constant Value Calculation

$$\begin{aligned} \text{Constant Value} &= \frac{\sum \text{Weight}}{n} \\ &= \frac{122+124+102+112+120+116+107+107+127}{9 \times 30} \\ &= \frac{1.037}{270} \\ &= 3,84 \end{aligned}$$

2. Calculation of Design Attribute Utility Values

The utility value is obtained by subtracting the average of related items from the average of all items. The average associated attribute is obtained by dividing the total weight of the related attribute divided by the total number of related attribute statements. Table 12 is a recapitulation of the calculation results of the design attribute utility values.

Utility Value = X attribute - Xwhole date (Constant)

Example :

$$\begin{aligned} \text{Monochrome} &= \frac{116+107+127}{4 \times 30} - 3,84 \\ &= \frac{350}{120} - 3,84 \\ &= 2,92 - 3,84 \\ &= -0,92 \end{aligned}$$

Table 12. Overall Utility Recapitulation

Factor	Items	Constant	XItem	Utility
Color	Monochrome	3,84	2,92	-0,92
	Many colors		2,78	-1,06
	Typical Riau color		2,94	-0,90
Contemporary Design	Vektor	3,84	2,63	-1,21
	Bitmap		3,01	-0,83
	Simple		2,93	-0,91
Material	Ivory paper	3,84	2,93	-0,91

Hak Cipta Ditinjau Undang-Undang
 1. Dilarang mengutip sebagian atau seluruh karya tulis ini tanpa mencantumkan dan menyebutkan sumber:
 a. Pengutipan hanya untuk kepentingan pendidikan, penelitian, penulisan karya ilmiah, penyusunan laporan, penulisan kritik atau tinjauan suatu masalah.
 b. Pengutipan tidak merugikan kepentingan yang wajar UIN Suska Riau.
 2. Dilarang mengumumkan dan memperbanyak sebagian atau seluruh karya tulis ini dalam bentuk apapun tanpa izin UIN Suska Riau.

© Hak Cipta Ditinjau Undang-Undang
 UIN Suska Riau
 State Islamic University of Sultan Saifuddin Kasim Riau



© Hak Cipta Diindragi UIN Suska Riau Hak Cipta Diindragi UIN Suska Riau Hak Cipta Diindragi UIN Suska Riau Hak Cipta Diindragi UIN Suska Riau	PVC plastic		2,88	-0,96
	Plastic		2,83	-1,01
	Custom house image	3,84	2,84	-1
	Weaving motifs		3,94	-0,90
Malay Arabic script	2,86		-0,98	

The Importance of Factor Analysis

Based on the utility values that have been obtained from the conjoint analysis processing, important values are obtained for each indicator or design element, in this case the greatest utility for each factor is the selected specification for the slope packaging design as shown in the following Table 13.

Table 13. Importance Factor Analysis Value

Factor	Items	Utility
Packaging Color	Typical Riau color	-0,90
Packaging Design	Bitmap	-0,83
Packaging material	Ivory paper	-0,91
Tradisional Values	Weaving motifs	-0,90

5.9 Concept and Design Design

The design concept is the final step before planning and designing the hillside packaging. The design of Tanjak packaging was carried out based on the results of the feasibility test on factor analysis with the MSA test where the Kansei words chosen were words that had an MSA value of > 0,5. The number of Kansei words that have an MSA value of > 0,5 is 9 words. The final packaging specifications obtained are based on the Kansei engineering method, namely the typical Riau packaging color with a contemporary design type, namely bitmap design and made of ivory paper as the material and has traditional values by displaying Malay woven motifs as a Tanjak characteristic. In addition to the main specifications of the packaging, there are also additional supporting items for the slope packaging design, including: (1) Contemporary design, (2) Display product images, (3) Practical, (4) Products are protected, (5) Durable packaging, (6) Easy to open, (7) Neat, (8) Long-lasting screen printing, (9) Showing the characteristics of Riau.

Figure 4 is the result of the ramp packaging design.

UIN SUSKA RIAU

Hak Cipta Diindragi UIN Suska Riau
Hak Cipta Diindragi UIN Suska Riau
Hak Cipta Diindragi UIN Suska Riau
Hak Cipta Diindragi UIN Suska Riau
1. Diarag mengutip sebagian atau seluruh karya tulis ini dalam bentuk apapun tanpa izin UIN Suska Riau.
a. Pengutipan hanya untuk kepentingan pendidikan, penelitian, penulisan karya ilmiah, penyusunan laporan, penulisan kritik atau tinjauan suatu masalah.
b. Pengutipan tidak merugikan kepentingan yang wajar UIN Suska Riau.
2. Diarag mengumumkan dan memperbanyak sebagian atau seluruh karya tulis ini dalam bentuk apapun tanpa izin UIN Suska Riau.

© Hak cipta milik UIN Suska Riau

Hak Cipta Diindungi Undang-Undang

1. Dilarang mengutip sebagian atau seluruh karya tulis ini tanpa mencantumkan dan menyebutkan sumber.
 - a. Pengutipan hanya untuk kepentingan pendidikan, penelitian, penulisan karya ilmiah, penyusunan laporan, penulisan kritik atau tinjauan suatu masalah.
 - b. Pengutipan tidak merugikan kepentingan yang wajar UIN Suska Riau.
2. Dilarang mengumumkan dan memperbanyak sebagian atau seluruh karya tulis ini dalam bentuk apapun tanpa izin UIN Suska Riau.

Statistik Universitas Kasim Riau



Figure 3. Tanjak Packaging Design

6. Conclusion

Based on data processing using the Kansei engineering method, four packaging elements were obtained which became the basis for the development of Tanjak packaging according to consumer desires. These elements produce packaging development specifications in the form of typical Riau packaging colors with a contemporary design type, namely bitmap designs and made of ivory paper as the material and have traditional values by displaying Malay woven motifs as a tanjak characteristic. The packaging design is also supported by additional items obtained from valid data on the MSA test, namely contemporary design, displaying product images, practical, protected products, durable packaging, easy to open, neat, durable screen printing, and displaying Riau characteristics. This packaging design is in accordance with the wishes and needs of consumers because it is obtained from the interpretation of the user's perception of the Tanjak packaging.

References

- Aggarwal, A. and Langowski, H. C., Packaging functions and their role in technical development of food packaging systems: Functional equivalence in yoghurt packaging, *Procedia CIRP*, vol. 90, pp. 405-410, 2020.
- Amanda, L., Yanuar, F. and Devianto, D., Uji validitas dan reliabilitas tingkat partisipasi politik masyarakat kota Padang. *Jurnal Matematika UNAND*, vol. 8, no. 1, pp. 179-188, 2019.
- Azmi, U., Syam, E. and Aris, Q. I., Pengenalan Pemakaian Tanjak Melayu Pada Mahasiswa Sastra Daerah Fakultas Ilmu Budaya. *BIDIK: Jurnal Pengabdian kepada Masyarakat*, vol. 1, no. 1, pp. 1-12, 2020.
- Darma, B., Statistika Penelitian Menggunakan SPSS (Uji Validitas, Uji Reliabilitas, Regresi Linier Sederhana, Regresi Linier Berganda, Uji t, Uji F, R2). *Guepedia.*, 2021.

1. Dwiputra, Y. K. and Aryani, T. N., ANALISIS PENGARUH ILUSTRASI PADA KEMASAN “KEMRIPIK” TERHADAP MINAT BELI ALUMNI SMA PL SERVASIUS BEKASI. *TUTURRUPA*, vol. 3, no. 2, pp. 1-9, 2021.
- Effendy, M. A., Sabrin, A. and Usman, A., *Busana Melayu (Pakaian Adat Tradisional Daerah Riau)*. Riau: Yayasan Pustaka Riau, 2012.
- Ermawati, E., Pendampingan peranan dan fungsi kemasan produk dalam dunia pemasaran desa yosowilangun lor. *Empowerment Society*, vol. 2, no. 2, pp. 15-22, 2019.
- Fadly, M. F. and Satori, M., Usulan Perancangan Kemasan Kopi Palasari Kelompok Tani Giri Senang dengan Menggunakan Kansei Engineering. In *Bandung Conference Series: Industrial Engineering Science*, Vol. 1, No. 1, pp. 1-8, 2021.
- Fenech, A., Francalanza, E., Azzopardi, M. A. and Micallef, A., Kansei engineering over multiple product Evolution Cycles: An integrated approach, *Procedia CIRP*, vol. 84, pp. 76-81, 2019.
- Ferinia, R., Tanjung, R., Purba, B., Lestari, N., Mastuti, R., Utami, N. R., ... and Dewi, I. K., *Perilaku Konsumen Kepariwisataaan*. Yayasan Kita Menulis, 2021.
- Guo, F., Qu, Q. X., Nagamachi, M. and Duffy, V. G., A proposal of the event-related potential method to effectively identify kansei words for assessing product design features in kansei engineering research, *International Journal of Industrial Ergonomics*, vol. 76, 102940, 2020.
- Irhandayaningsih, A., Penerapan Teknologi Produksi dan Perbaikan Kemasan Produk Guna Meningkatkan Nilai Produk Batik Tulis di Kampung Batik Kauffman Pekalongan. *Anuva*, vol. 2, no. 2, pp. 137, 2018.
- Iskandar, J., *Destar Alam Melayu (Asal-Usul, Sejarah dan Penggunaan)*. Indonesia: *Akademi Seni Tradisional Warisan Melayu*, 2018.
- Jiao, Y. and Qu, Q. X., A proposal for Kansei knowledge extraction method based on natural language processing technology and online product reviews, *Computers in Industry*, vol. 108, pp. 1-11, 2019.
- Karim, A., Pengaruh Tagline Iklan Versi “Axis Hits Bonus” Dan Brand Ambassador Terhadap Brand Awareness Kartu Axis (Studi Pada Mahasiswa STIE Amkop Makassar). *Movere Journal*, vol. 1, no. 1, pp. 1-13, 2019.
- Kusumastuti, A., Khoiron, A. M. and Achmadi, T. A., *Metode Penelitian Kuantitatif*, Yogyakarta: CV Budi Utama, 2020.
- Li, Y., Shieh, M. D. And Yang, C. C., A posterior preference articulation approach to Kansei engineering system for product form design, *Research in Engineering Design*, 2018.
- Mahmudan, A., Clustering of district or city in central java based COVID-19 case using k-means clustering, *J. Mat. Stat. and Komputasi*, vol. 17, no. 1, pp. 1-13, 2020.
- Malik, A. H., Effendy, T., Junus, H. and Thaher, A., *Corak dan Ragi Tenun Melayu Riau*. Yogyakarta: Balai Kajian dan Pengembangan Budaya Melayu, 2005.
- Naufalina, F. E., Peranan utama pada anyaman bambu sebagai kemasan telur asin Brebes. *ATRAT: Jurnal Seni Rupa*, vol. 8, no. 2, 2021.
- Ong, A. K. S., Prasetyo, Y. T., Chuenyindee, T., Young, M. N., Doma, B. T., Caballes, D. G., ...and Bautista, C. S., Preference analysis on the online learning attributes among senior high school students during the COVID-19 pandemic: A conjoint analysis approach, *Evaluation and Program Planning*, vol. 92, 102100, 2022.
- Pett, M. A., Lackey, N. R. and Sullivan, J. J., *Making sense of factor analysis: The use of factor analysis for instrument development in health care research*, Sage, 2003.
- Putra, N. N., Purwidiani, N. and Kristiasuti, D., ANALISIS JENIS DAN DESAIN KEMASAN SNACK KERIPIK SINGKONG TERHADAP MINAT BELI KONSUMEN. *Jurnal Tata Boga*, vol. 9, no. 2, 2020.
- Rahardjo, S. T., *Desain Grafis Kemasan UMKM*, Deepublish, 2019.
- Rahastine, M. P., Analisa makna desain kemasan pada produk teh di Indonesia. *Jurnal Komunikasi*, vol. 9, no. 1, pp. 72-78, 2018.
- Rahman, E., et al., *Ensiklopedia Kebudayaan Melayu Riau*. Riau: Pusat Penelitian Kebudayaan dan Kemasyarakatan Universitas Riau, 2012.
- Rizianiza, I., Mungil, D. and Idhil, A., Peningkatan Pemahaman Tentang Kemasan Pada UMKM Pengolah Rumput Laut. *Jurnal ABDINUS: Jurnal Pengabdian Nusantara*, vol. 5, no. 1, pp. 144-152, 2021.
- Saryanti, I. G. A. D., Mandasari, E. and Sidhiantari, I. G. A. P. I., Pengembangan dan Pemanfaatan Desain Kemasan sebagai Media Promosi pada UKM Heavenine. *Journal of Community Development*, vol. 1, no. 1, pp. 1-6, 2020.
- Setiadi, N. J. and SE, M., *Perilaku Konsumen: Perspektif Kontemporer pada Motif, Tujuan, dan Keinginan Konsumen Edisi Ketiga*, Prenada Media, vol. 3, 2019.
- Situmorang, R. T., Yuniarti, D. and Purnamasari, I., Penerapan Metode Full-Profile Dalam Pengumpulan Data Untuk Analisis Konjoin. *EKSPONENSIAL*, vol. 9, no. 2, pp. 169-176, 2019.



1. Suharson, A., Produk Kreatif dan Kewirausahaan SMK/MAK Kelas XI Semester 1. Bidang Keahlian Seni dan Industri Kreatif. Program Keahlian Desain dan Produk Kreatif Kriya. Kompetensi Keahlian Kriya Kreatif Keramik, *Publisher Andi*, 2021.

Yola, M., Re-Design Kemasan Keripik Nenas Berdasarkan Persepsi Konsumen, *In the National Seminar on Communication and Information Technology Industry*, pp, 502, 2021.

Biographies

Nurseptiana is a Student of Industrial Engineering at the Universitas Islam Negeri Sultan Syarif Kasim Riau, Pekanbaru, Indonesia. She started her collage in 2018. Her present research interest include product design.

Melfa Yola, S.T., M.Eng. is an Assistant professor of Industrial Engineering at the Universitas Islam Negeri Sultan Syarif Kasim Riau, Pekanbaru, Indonesia. She started her career in after receiving her bachelor of Industrial Engineering from Universitas Sumatera Utara in 2004 and master from Industrial Engineering, University Teknologi Malaysia. Her present research interest include product design, sustainability, lean manufacturing and halal.

Anwardi, S.T., M.T. is an Assistant professor of Industrial Engineering at the Universitas Islam Negeri Sultan Syarif Kasim Riau, Pekanbaru, Indonesia. He earned his degree after completing his studies at the Universitas Islam of Indonesia. He present research interest include ergonomic and information system design.

Muhammad Ihsan Hamdy, S.T., M.T. is an Assistant professor of Industrial Engineering at the Universitas Islam Negeri Sultan Syarif Kasim Riau, Pekanbaru, Indonesia. He started his career after earning a bachelor degree at Universitas Islam Negeri Sultan Syarif Kasim Riau and a master degree at Andalas University.

Fitriani Surayya Lubis, S.T., M.Sc. is an Assistant professor of Industrial Engineering at the Universitas Islam Negeri Sultan Syarif Kasim Riau, Pekanbaru, Indonesia. She complacated her studies in Industrial Engineering from Universitas Sumatera Utara and earned a master gedree of science from Gadjah Mada in 2018. Her present research interest include system modelling, operation research, and supply chain management.

Muhammad Rizki, S.T., M.T., M.B.A is an Assistant professor of Industrial Engineering at the Universitas Islam Negeri Sultan Syarif Kasim Riau, Pekanbaru, Indonesia.

Afif Naufal Luthfi is a Student of Industrial Engineering at the Universitas Islam Negeri Sultan Syarif Kasim Riau, Pekanbaru, Indonesia. He started her collage in 2019.

2. Dilarang mengumumkan dan memperbanyak sebagian atau seluruh karya tulis ini dalam bentuk apapun tanpa izin UIN Suska Riau.
- a. Pengutipan hanya untuk kepentingan pendidikan, penelitian, penulisan karya ilmiah, penyusunan laporan, penulisan kritik atau tinjauan suatu masalah.
 - b. Pengutipan tidak merugikan kepentingan yang wajar UIN Suska Riau.

Sate Islamic University of Sultan Syarif Kasim Riau

UIN SUSKA RIAU

LETTER OF ACCEPTANCE



December 29, 2022

Nurseptiana Nurseptiana, Universitas Islam Negeri Sultan Syarif Kasim Riau
Muhammad Rizki, Universitas Islam Negeri Sultan Syarif Kasim Riau
Afif Naufal Luthfi, Universitas Islam Negeri Sultan Syarif Kasim

Subject: Letter of Acceptance – 5th IMEOM Dhaka Conference

ID 255: Design of Tradisional Riau Malay Hat (Tanjak) Packaging Using Kansei Engineering Method

Dear Authors:

On behalf of the organizing committee, we are delighted to inform you that your abstract has been accepted for oral presentation and publication at the 5th IEOM Dhaka Conference on Industrial Engineering and Operations Management in Dhaka, Bangladesh during December 26-28, 2022. Host is Rajshahi University of Engineering and Technology (RUET) in collaboration with IEOM Bangladesh Chapter. The conference provides a forum for academics, researchers, and practitioners to exchange ideas and recent developments in the field of industrial engineering, systems engineering, service engineering, manufacturing engineering, quality and reliability reengineering, operations research, engineering management, operations management, and operations excellence. The event will advance theory and practice by fostering networking, collaboration, and joint effort among the conference participants. Proceeding papers (double peer review) will be indexed in IEOM Index, Google Scholar, and EBSCO.

IEOM Society has become a premier international platform and forum for academics, researchers, scientists, and practitioners to exchange ideas and provide insights into the latest developments and advancements in the fields of Industrial Engineering and Operations Management. IEOM has successfully organized international conferences in Dhaka (2010), Kuala Lumpur (2011), Istanbul (2012), Bali (2014), Dubai (2015), Orlando (2015), KL (2016), Detroit (2016), Rabat (2017), Bristol, UK (2017), Bogota (2017), Bandung (2018), Paris (2018), Washington DC (2018), Pretoria (2018), Bangkok (2019), Pilsen (2019), Toronto (2019), Riyadh (2019), Dubai (2020), Detroit (2020), Harare (2020), Singapore (2021), Sao Paulo (2021), Haiti (2021), Harbin (2021), Bangalore (2021), Surakarta (2021), Monterrey (2021), Istanbul (2022), Nigeria (2022), Orlando (2022), Paraguay (2022), Rome (2022), India (2022) and Malaysia (2022).

IEOM is expecting another exciting event in Dhaka, Bangladesh. Some of the events and activities that are planned include: outstanding keynote speakers, global engineering education speakers, global supply chain & logistics, Industry 4.0, industry solutions, undergraduate and graduate student paper competitions, senior design competition and awards.

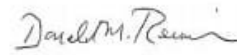
You will see the IEOM 2022 Dhaka Conference as a great value-added event. Your participation is highly appreciated. If you have any question, please contact Dr. Taufiq Islam, Operations Manager at info@ieomsociety.org.

We look forward to seeing you at the 2022 IMEOM Dhaka Conference.

Regards,



Dr. Ahad Ali, Conference Co-Chair
Associate Professor and Director of Industrial Engineering Programs,
Lawrence Technological University, Michigan, USA
Executive Director, IEOM Society



Prof. Don Reimer, Program Chair
Director of Membership and Chapters – IEOM Society
and President, The Small Business Strategy Group,
Michigan, USA

Hak Cipta Dilindungi Undang-Undang

1. Dilarang mengutip sebagian atau seluruh karya tulis ini tanpa mencantumkan dan menyebutkan sumber:
 - a. Pengutipan hanya untuk kepentingan pendidikan, penelitian, penulisan karya ilmiah, penyusunan laporan, penulisan kritik atau tinjauan suatu masalah.
 - b. Pengutipan tidak merugikan kepentingan yang wajar UIN Suska Riau.
2. Dilarang mengumumkannya dan memperbanyak sebagian atau seluruh karya tulis ini dalam bentuk apapun tanpa izin UIN Suska Riau.

CERTIFICATE OF PRESENTATION



IEOM Society International

The Fifth International Conference on
Industrial & Mechanical Engineering and Operations Management
 Dhaka, Bangladesh, December 26-28, 2022. Venue: Krishibid Institution Bangladesh

Certificate of Presentation

This is to certify that

Nurseptiana, Student at Industrial Engineering, Universitas Islam Negeri Sultan Syarif Kasim,
 Pekanbaru Riau, Indonesia
Melfa Yola, Anwardi, Muhammad Ihsan Hamdy and Fitriani Surayya Lubis
 Assistant Professor Industrial Engineering, Universitas Islam Negeri Sultan Syarif Kasim,
 Pekanbaru Riau, Indonesia

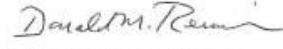
Delivered an Oral Presentation entitled "ID 255: Re-Design of Tanjak Packaging Using the Kansei Engineering Method (Case Study of Tanjak Mak Des Business)". at the 5th IEOM Bangladesh Conference.



Dr. Md. Mosharrif Hossain
 Conference Chair
 Head of Industrial & Production
 Engineering Department
 Rajshahi University of Engineering &
 Technology (RUET), Bangladesh



Ahad Ali, Ph.D.
 Conference Co-Chair
 Executive Director – IEOM Society
 Associate Professor & Director of
 Industrial Engineering Program
 Lawrence Tech University, MI, USA



Professor Donald M. Reimer
 Director of Membership and Chapters,
 IEOM Society and President, The Small
 Business Strategy Group, Michigan
 Adjunct Prof., Lawrence Technological
 University, Southfield, Michigan, USA

Sponsors and Partners



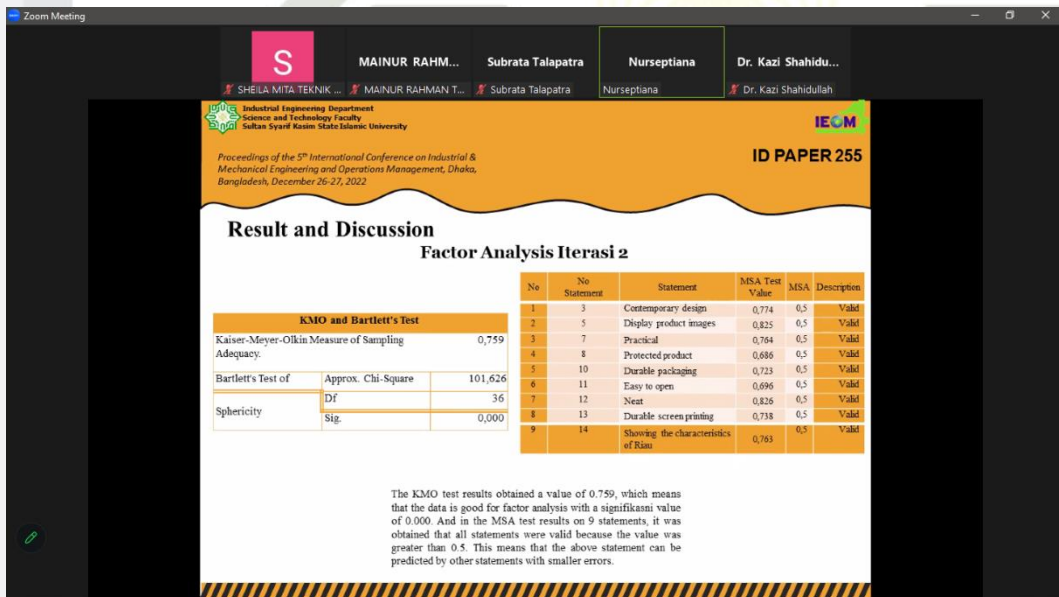
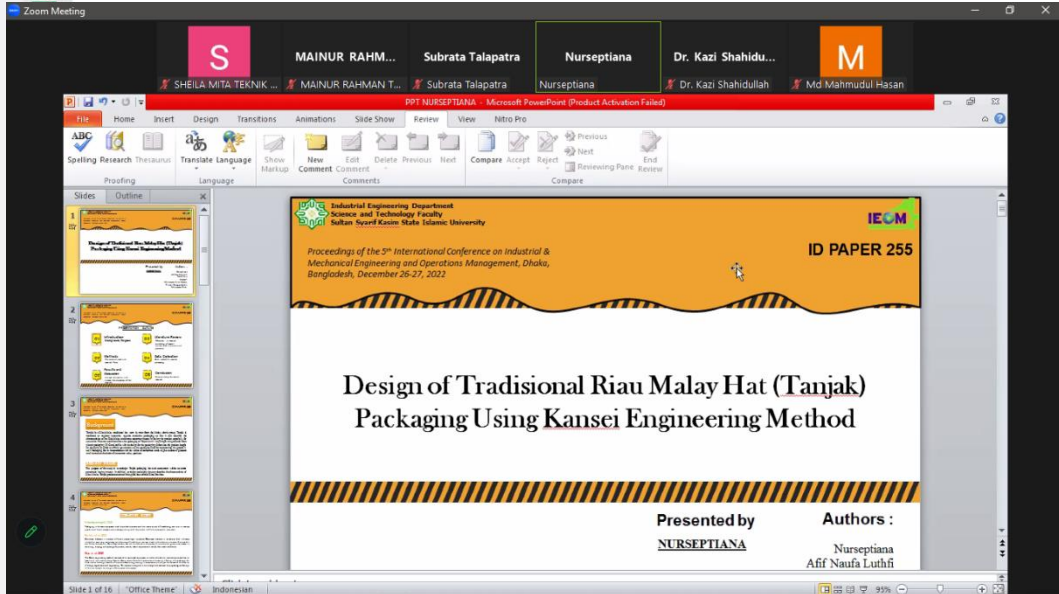
IEOM Society International, 21411 Civic Center Dr., Suite # 205, Southfield, Michigan 48076, USA, www.ieomsociety.org

- Hak Cipta Dilindungi Undang-Undang**
1. Dilarang mengutip sebagian atau seluruh karya tulis ini tanpa mencantumkan dan menyebutkan sumber:
 - a. Pengutipan hanya untuk kepentingan pendidikan, penelitian, penulisan karya ilmiah, penyusunan laporan, penulisan kritik atau tinjauan suatu masalah.
 - b. Pengutipan tidak merugikan kepentingan yang wajar UIN Suska Riau.
 2. Dilarang mengumumkan dan memperbanyak sebagian atau seluruh karya tulis ini dalam bentuk apapun tanpa izin UIN Suska Riau.

DOKUMENTASI PRESENTASI

Hak Cipta Dilindungi Undang-Undang

1. Dilarang mengutip sebagian atau seluruh karya tulis ini tanpa mencantumkan dan menyebutkan sumber:
 - a. Pengutipan hanya untuk kepentingan pendidikan, penelitian, penulisan karya ilmiah, penyusunan laporan, penulisan kritik atau tinjauan suatu masalah.
 - b. Pengutipan tidak merugikan kepentingan yang wajar UIN Suska Riau.
2. Dilarang mengumumkan dan memperbanyak sebagian atau seluruh karya tulis ini dalam bentuk apapun tanpa izin UIN Suska Riau.





Zoom Meeting

S MAINUR RAHM... Subrata Talapatra Nurseptiana Dr. Kazi Shahidu...

SHEILA MITA TEKNIK... MAINUR RAHMAN T... Subrata Talapatra Nurseptiana Dr. Kazi Shahidullah

Industrial Engineering Department
Science and Technology Faculty
Sultan Syarif Kasim State Islamic University

Proceedings of the 5th International Conference on Industrial & Mechanical Engineering and Operations Management, Dhaka, Bangladesh, December 26-27, 2022

IEOM ID PAPER 255

Result and Discussion

Concept Design

The design concept is the final step before planning and designing the hillside packaging. The design of Tanjak packaging was carried out based on the results of the feasibility test on factor analysis with the MSA test where the Kansei words chosen were words that had an MSA value of $> 0,5$. The number of Kansei words that have an MSA value of $> 0,5$ is 9 words. The final packaging specifications obtained are based on the Kansei engineering method, namely the typical Riau packaging color with a contemporary design type, namely bitmap design and made of ivory paper as the material and has traditional values by displaying Malay woven motifs as a Tanjak characteristic. In addition to the main specifications of the packaging, there are also additional supporting items for the slope packaging design, including: (1) Contemporary design, (2) Display product images, (3) Practical, (4) Products are protected, (5) Durable packaging, (6) Easy to open, (7) Neat, (8) Long-lasting screen printing, (9) Showing the characteristics of Riau.

Zoom Meeting

S MAINUR RAHM... Subrata Talapatra Nurseptiana Dr. Kazi Shahidu... T191044_Asiful...

SHEILA MITA TEKNIK... MAINUR RAHMAN T... Subrata Talapatra Nurseptiana Dr. Kazi Shahidullah Connecting to audio --

Industrial Engineering Department
Science and Technology Faculty
Sultan Syarif Kasim State Islamic University

Proceedings of the 5th International Conference on Industrial & Mechanical Engineering and Operations Management, Dhaka, Bangladesh, December 26-27, 2022


IEOM ID PAPER 255

Conclusion

Based on data processing using the Kansei engineering method, four packaging elements were obtained which became the basis for the development of Tanjak packaging according to consumer desires. These elements produce packaging development specifications in the form of typical Riau packaging colors with a contemporary design type, namely bitmap designs and made of ivory paper as the material and have traditional values by displaying Malay woven motifs as a tanjak characteristic. The packaging design is also supported by additional items obtained from valid data on the MSA test, namely contemporary design, displaying product images, practical, protected products, durable packaging, easy to open, neat, durable screen printing, and displaying Riau characteristics. This packaging design is in accordance with the wishes and needs of consumers because it is obtained from the interpretation of the user's perception of the Tanjak packaging and describe the characteristics of Riau Malay Tanjak products as one of the typical souvenirs of Riau Province.

Hak Cipta Dilindungi Undang-Undang

1. Dilarang mengutip sebagian atau seluruh karya tulis ini tanpa mencantumkan dan menyebutkan sumber:
 - a. Pengutipan hanya untuk kepentingan pendidikan, penelitian, penulisan karya ilmiah, penyusunan laporan, penulisan kritik atau tinjauan suatu masalah.
 - b. Pengutipan tidak merugikan kepentingan yang wajar UIN Suska Riau.
2. Dilarang mengumumkan dan memperbanyak sebagian atau seluruh karya tulis ini dalam bentuk apapun tanpa izin UIN Suska Riau.



Hak Cipta Dilindungi Undang-Undang

1. Dilarang mengutip sebagian atau seluruh karya tulis ini tanpa mencantumkan dan menyebutkan sumber:
 - a. Pengutipan hanya untuk kepentingan pendidikan, penelitian, penulisan karya ilmiah, penyusunan laporan, penulisan kritik atau tinjauan suatu masalah.
 - b. Pengutipan tidak merugikan kepentingan yang wajar UIN Suska Riau.
2. Dilarang mengumumkan dan memperbanyak sebagian atau seluruh karya tulis ini dalam bentuk apapun tanpa izin UIN Suska Riau.