

27 Juni 2021 Okfalisa Turnitin

by Okfalisa Okfalisa

Submission date: 27-Jun-2021 06:08PM (UTC+0700)

Submission ID: 1612697119

File name: ram-an_integration_of_Mora_and_rule_based_in_decision_making.pdf (645.01K)

Word count: 9354

Character count: 53449

Optimizing Placement of Field Experience Program: An Integration of MOORA and Rule-Based Decision Making

Okfalisa Okfalisa^{1*}, Rizka Hafsa¹, Gusman Nawani², Saktioto Toto³ and
Novi Yanti¹

¹Informatics Engineering Department, Universitas Islam Negeri Sultan Syarif Kasim Riau, 28293 Pekanbaru, Riau, Indonesia

²Faculty of Industrial Management, Universiti Malaysia Pahang, 26300 UMP, Kuantan, Pahang, Malaysia

³Physic Department in Universitas Riau, 28293 Pekanbaru, Riau, Indonesia

ABSTRACT

The lack of optimality in the Field Experience Program (FEP) placement has affected universities' educational services to the stakeholders. Bringing together the stakeholders' needs, university capacities, and participants' willingness to quality and quantity is not easy. This study tries to optimize the placement of FEP by considering the interests of multiple perspectives through the application of Multi-Objective Optimization on the Basic of Ratio Analysis (MOORA) and Rule-Based methods in the form of a decision-making model. MOORA ranked the students based on the FEP committee's perspective and other criteria, such as micro-teaching grades, final GPAs, study programs, number of credits, and student addresses. Meanwhile, the school perspective was ordered based on its accreditations, levels, types, facilities, and performances. To achieve the optimal recommendation of FEP placement, the integration of MOORA and Rule-based intertwined the requirement of such perspectives. A prototype of the system recommendation is then acquired to simplify the decision-making model. As adjudications, a survey from twenty stakeholders evidenced around 86.92% of system user acceptances. The confusion matrix testing defines the accuracy of this method reaches 78.33%.

This paper reveals that the recommendation model has been successfully increasing the effectiveness of decision making in FEP placement under the needs and expectations of the entire stakeholders.

Keywords: Decision support system, multiple perspectives, optimization, recommendation system, rule-based

ARTICLE INFO

45
Article history:

Received: 28 October 2020

Accepted: 03 February 2021

Published: 30 April 2021

DOI: <https://doi.org/10.47836/pjst.29.2.11>

E-mail addresses:

okfalisa@gmail.com (Okfalisa Okfalisa)

rizkahafsari@gmail.com (Rizka Hafsa)

gusman@ump.edu.my (Gusman Nawani)

saktioto@yahoo.com (Saktioto Toto)

novi_yanti@uim-suska.ac.id (Novi Yanti)

* Corresponding author

15

ISSN: 0128-7680

e-ISSN: 2231-8526

INTRODUCTION

The FEP is a program to improve students' quality, a mandatory requirement before taking the final assignment course at the Faculty of Education and Teacher Training. In this program, the students carry out teaching practices and other academic activities at junior and senior high school levels set by the FEP committee for two months. Based on interviews with FEP committees, several obstacles were found, including ineffective administrative procedures, which took a long time to access and overload student placements in one school. Besides, some complaints are considered related to the quality and imbalance of student competencies delivered by school needs. The school mileage factor also becomes an obstacle for the students in applying discipline and finance in implementing programs. This equip became a significantly affecting issue, especially for initial teachers in establishing their professional identities (Gang et al., 2020). Feelings of professional unease and discomfort during the first year of teaching regarding the teacher educators' substantial and situational selves kindly influence new pedagogies and the confident practitioner towards achieving new professional identity (Julie & Katie, 2017). The initial teachers require adequate induction support to analyze the knowledge, interpret and understand the education environment setting, mission statement, curriculum, and precise nature of work; and understand the teaching. These processes help the new teacher educator evolve their epistemic, overview knowledge of schooling, the establishment and extended of pedagogy, and provide a potential platform for evaluating what to teach, when, and how (Jones et al., 2020). The world of education continues to grow and is greatly influenced by the development. Thus, it directly affects the educational system. Teachers are responsible for operating the educational system and ensuring the sustainable achievement of schools' objectives and curriculum. To date, a strong and efficient professional competency of teachers should be redefined on the development of human life and education as field competencies, pedagogical competencies, research competencies, curriculum competencies, lifelong learning competencies, social-cultural competencies, emotional competencies, communication competencies, information and communication technologies competencies and environmental competencies (Selvi, 2010). The above competencies imply developing students' competencies towards acquiring self-confidence, learning motivation, and social skills (Chan & Yeung, 2019). This issue aims to allow academics in the field to study and assess their lessons and skills critically. Yeo et al. (2008) found that teachers' efficacy in instruction, classroom management, and student engagement influenced the teacher attributes and the teacher-student relationship. Zendarski et al. (2020) examined the teacher characteristics, thus relating to the social culture competencies that significantly contributed to the child-teacher relationship quality.

In a nutshell, this research tries to respond to the importance of the teacher's roles on the student education in schools, mostly related to the formation of professionalism of the new

teachers; a high demand of policy and effective mechanism during the placement of students as prospective teachers in this FEP; and the consideration of stakeholders' perspectives at the side of students' needs, FEP committees, and schools. These three perspectives give a new contribution to a more objective assessment and decision-making by developing a Decision Support System (DSS) towards FEP placement effectiveness. Thus, it provides opportunities for the professional development of new practical teachers. DSS is an application that aids in providing management recommendations in making decisions more objective by considering various alternatives and criteria defined. Understanding the knowledge-based components in decision-making (performance, attitude, and behavior) will enhance managers' influential role and key actors in making decisions (Bonjar et al., 2019). The application of DSS in assisting management decision making, especially in education, has been widely carried out (Delen et al., 2020). The EVALOE- DSS framework for teacher professional development has been recently designed by Grácia et al. (2020) with the intention of increasing diverse student linguistic skills. Pardiyono and Indrayani (2019) applied the DSS concept in choosing private higher education based on the marketing mix model criteria. Ardana et al. (2016) developed a DSS model to select blended learning platforms for Mathematic and Information Communication Technology (ICT) learning.

Meanwhile, Ibrahim et al. (2014) integrated the DSS framework for strategic planning in Higher Education Institutions. The above research flourished the significant and successful DSS roles in solving the management, technical, professional, social and culture problems related to decision-making in education fields. Herein, the performance of the FEP program through the practice of DSS approach is strongly optimistic.

Unfortunately, most of the raised studies deploy a single perspective in solving the complexity of DSS problems. In reality, a synthesis of broad worldviews is essentially developed rather than a single perspective to recognize complex social problems' connectedness. The development of multiple perspectives generates open, honest, effective dialogues and trust among the relevant stakeholders affected by the decision. Hsu et al. (2020) explored the multiple perspectives of experts' evaluation in generating a set of influence criteria in promoting the health care industry innovative technologies. Meanwhile, Petkov et al. (2007) studied how the multiple perspective representations of complex managerial problems could support the integration of Multi-Attribute Decision Making (MADM) and soft systems methodologies. El-Gayar and Fritz (2010) presented a web-based multi-perspective DSS for information security planning. Yazdani et al. (2017) had successfully developed a group decision making approach in assisting the multiple perspectives of decision makers and customers values in selecting third-party logistic providers. The result revealed that the multiple perspectives substantially rose in the efficient decision support system towards the quality and reliability of decisions. The multiple perspective approach above has successfully bridged qualitative value judgments

with the quantitative data relative criteria to address inquiring organizations' needs. The analysis provided captures the relevant stakeholders' subjective preferences for dealing with conflict priority and presents the trade-offs in a decision fai²²

Moreover, group decision making let the participants boost their ability to learn and stimulate their cognitive level (Carneiro et al., 2020). Therefore, the adoption of three multiple perspectives in this research (i.e., of students, FEP committees, and schools) enhances decision-making effectiveness. More importantly, organizational learning continues towards sustainable gains in productivity and organizational excellence. Many methods have been applied in figuring out the problems related²⁰ MADM, including the simple additive weighting method (SAW) (Engel et al., 2017), the analytic hier¹³chy process (AHP) (Fox et al, 2015; Okfalisa et al., 2018; Leny & Okfalisa, 2019), and the technique for order preference by similarity to ideal solution (TOPSIS) (Conejero et al., 2020), ELECTRE³⁷ (Mishra et al., 2020) and the latest is MOORA (Okfalisa et al., 2020). Besides, Martusorn et al. (2019) tried to compare the effectiveness of SAW, AHP, and TOPSIS in selecting a suitable warehouse location. The existing techniques have exclusively addressed their benefits and highlighted the attributes of various analyses such that their value can be clarified by using the technique-based of case completion efficiently. As comparatively, the AHP approach and its derivatives, including ANP, Fuzzy AHP, and Fuzzy ANP have intensity emphasizes resolving the bias of weight assessment and analysis sensitivity (Okfalisa et al.⁴⁰ 2021). The reviews of MADM methods are disclosed at Table 1.

MOORA was first introduced by Brauers and Zavadskas (2006) to work out the various complex and conflicting decisio⁸making issues for optimal decision purposes. MOORA responds to the representative alternatives concerning that particular objective by calculating the square root of each alternative's sum of squares per objective chosen (Brauers, 2008). MOORA accommodates multiple criteria in simple computational procedures. Thus, a particular single equation is required for decision matrix normalization irrespective of the nature criteria⁴³ (Madić et al., 2015). This technique has been successfully showing the perfect correlation for order preference to the ideal solution. It is not affected by introducing any additional parameters (Sta²⁴kić et al., 2012) and undefined of the criteria weights (Chakraborty, 2011). MOORA can simultaneously consider the numbers of quantitative and qualitative selection attributes (Gadakh et al., 2013).

The MOORA application in various scientific fields has been carried out, including MOORA and Goal Programming for solving credit lending decision-making problems for real-time commercial banking environment (Yusuf, 2019), AHP-MOORA for solving the composite material selection for structural component development. Herein, the ration system, multiplicative, and the reference point of MOORA used to compare and rank the proposed materials (Patnaik et al., 2020), integrated MOORA and DEMATEL-ANP to provide optimum sensitivity analysis and consistency decision-makers' priorities

Table 1
The reviews of MADM approaches

MADM Approach	Advantages	Method Extension	Reference
AHP	<ol style="list-style-type: none"> 1. Focus on weighting of evaluation criterion. 2. Determine the significant weight and prioritize of criterion 3. Dealing with human bias during the knowledge transformation of decision makers 	<p>AHP-Entropy; AHP-OMAX; Fuzzy AHP; Fuzzy C Mean (FCM) – Fuzzy AHP; Quality Function Deployment (QFD) – Fuzzy ANP; Fuzzy AHP; ANP</p>	<p>Du et al. (2020); Okfalisa et al. (2018); Mangla et al. (2017); Kazemi et al. (2020); Mistarihi et al. (2020); Li et al. (2020)</p>
SAW	<ol style="list-style-type: none"> 1. Commonly applied for converted negative criteria into positive value. 2. Determine the weighted summation values for each alternative and assessment criteria. 3. Finding the complete ranking of the alternatives 	<p>SAW-HFL Additive Ratio Assessment (ARAS); AHP – SAW; Fuzzy SAW and Fuzzy TOPSIS; Fuzzy SAW</p>	<p>Büyükožkan & Güler (2020); Kumar et al. (2019); Roszkowska & Kacprzak (2019); Mukodimah et al. (2018); Engel et al. (2017)</p>
TOPSIS	<ol style="list-style-type: none"> 1. Can be used to determine the weights of decision makers 2. Commonly applied for ranking the alternatives and to select the best one 3. Considering both positive-ideal and negative-ideal solutions in decision-making. 	<p>Fuzzy TOPSIS; TOPSIS; TOPSIS with Hesitant Pythagorean Fuzzy Sets.</p>	<p>Gündoğdu & Kahraman (2019); Kacprzak (2019); Liang & Xu (2017); Memari et al. (2019); De Farias Aires & Ferreira (2019); Martusorn et al. (2019); Conejero et al. (2020).</p>
ELECTRE	<ol style="list-style-type: none"> 1. Can be used to calculate and rank criteria and alternatives. 2. Famous for its outranking relations rank a set of alternatives. 3. Applied to determine the concepts of concordance and discordance relations among alternatives. 4. Effective application in group decision-making environment 	<p>Intuitionistic Fuzzy (IF)-DEMATEL IF-ELECTRE; ELECTRE III with weighted Borda rule; ELECTRE; ELECTRE and Pythagorean Fuzzy Sets</p>	<p>Kilic et al. (2020); Liao et al. (2020); Fei et al. (2019); Mishra et al. (2020); Akram et al. (2019).</p>
MOORA	<ol style="list-style-type: none"> 1. Overing some of the available decision-making methods include fewer mathematical computations, less computational time, more simplicity, and more stability compared with other MADM 2. Proposing optimum materials and stable ranking result. 3. One of the latest MADM methods that covers the weakness of other older methods. 4. Has been applied in many selections case study and fields of research background. 	<p>FCM – MOORA; Fuzzy MOORA; Fuzzy MOORA – FMEA; MOORA; MULTIMOORA; AHP-MOORA; MOORA and Goal Programming; MOORA and DEMATEL-ANP; MOORA-based Taguchi</p>	<p>Dabbagh & Yousefi (2019); Emovon et al. (in Press); Arabsheybani et al. (2018); Shihab et al. (2018); Omrani et al. (2019); Yusuf (2019); Patnaik et al. (2020); Dinçer et al. (2019); Liang et al. (2020).</p>

47 for the recommendat³⁶ of the financial service in E7 economy evolution (Dinçer et al., 2019), application of MOORA-based Taguchi method for predicting the optimal welding parameters by considering the multiple quality of perspectives (Li⁴⁹ et al., 2020), MOORA and FCM as a hybrid decision-making system for prioritizing Occupational Health and Safety (OHS) risks based on the proposed weight of FCM approach (Dabbagh & Yousefi, 2019). As a result, the previous works derived that MOORA can consider all the attributes essential and provided a better accurate evaluation of the altern⁴atives. Arabsheybani et al. (2018) also found that MOORA accommodated the optimum decision-making methods with uncomplicated mathematical computations, low execution time, more simplicity, and revealed stable ranking result compared with others MADM techniques.

Moreover, the sensitivity analysis approach of MOORA continues to evolve and be enhanced through the integration process with various MADM approaches.

Therefore, this study applies the MOORA method in prompting the proposed alternatives by each perspective. Every perspective has measurable attributes to quantitatively well-defined the alternative solutions, viz., micro-teaching grades, final GPA, study programs, number of credits and student address, the school accreditation, the school level, the school type, the school facilities, and the school performance. The objective consists of the optimization model as well as maximization or minimization of an attribute. The satisfaction of all perspectives becomes the primary consideration that must be revealed in this research. Herein, MOORA defines the robustness in connection with multiple objectives and conditions set in this case.

Furthermore, to inextricably link the MOORA optimization ranking from both perspectives, a rule-based concept with forwarding chaining inference is applied. Rule-based is capable of selec²⁷; the minimal and representative criteria objectively and reliably for forming the MADM model and overlooking the inter-relationships among the involved criteria towards the continuous improvement and the measurement of underestimated effect of non-additive aggregators (You et al., 2019). By deploying the rule bases, the MADM method can translate decision-makers' knowledge and explanation facilities into quantitative and qualitative analytical functions. The integration of body knowledge in MADM and the expert system paradigm is represented by a MOORA and Rule-based embodiment, thus explicitly articulating the stakeholders' knowledge about a particular decision-making issue. Thus, the recommendations given are expected to meet each perspective's needs and interests by considering the defined criteria' value.

The suitable pair proposed is, without a doubt, the most incredible combination according to the parameters⁷ significance. As a limitation, this research was conducted on the execution of the FEP at Education and Teacher Training Faculty of Universitas Islam Negeri Sultan Syarif Kasim Riau, which involved a total number of 1,036 students in the year 2018/2019 from seven study programs, including the Islamic Religious Education,

Arabic Language Education, English Language Education, Economic Education, Chemical Education, Mathematics Education, and Counseling Guidance.

MATERIALS AND METHODS

Several activities were carried out this research. First, the problem identification process was put into practice qualitatively through interviews and focus group discussion with one FEP manager, two heads of departments, two deputy dean, two schools' management, and thirty-five students as participants. The FEP managers, head departments, deputy dean, and schools' management were asked due to their responsibility in handling this program. Meanwhile, the representative students from the post participants were discussed their problematics and expectation of this program. As a result, a pattern of the FEP procedure was defined. The emerging of various obstacles encountered during the execution from both perspectives. Several possible variables were also formulated and proposed as criteria, such as the students perceives criteria viz., the value of micro-teaching (C1), final GPA (C2), program study (C3), credit numbers (C4), and student address (C5). Concurrently, the school apprehends criteria expressly school accreditation (C1), school level (C2), school type (C3), school facilities-Wifi (C4), school facilities-labour (C5), school facilities-library (C6), school facilities-air conditioner (C7), and school performance-Adiwiyata (C8). The determination of criteria weight for the FEP placement was set during the discussion (details are described in the Result and Discussion section). Quantitative literature reviews have been structured to reinforce the formulation of standards. As the main activity, the optimization analysis of current program participants delegated by forty students and ten schools was preliminarily examined through MOORA.

A series of MOORA flow processes is followed, namely the formation of matrices (Equation 1), the determination of normalized matrices (Equation 2), the determination of weighted normalization matrices (Equation 3), and the determining preference values (Equation 4).

1. Matrix Formation

$$X_{ij} = \begin{bmatrix} X_{11} & X_{12} & X_{1n} \\ X_{21} & X_{22} & X_{2n} \\ X_{m1} & X_{m2} & X_{mn} \end{bmatrix} \quad (1)$$

x_{ij} = the result of matrix formation

x = the value of each criterion

i = the criterion value

j = the alternative value

m = the criterion value to m

n = the alternative value to n

2. Normalize matrix determination

$$x_{ij} = \frac{x_{ij}}{\sqrt{\sum_{j=1}^n x_{ij}^2}} \quad (2)$$

($j = 1, 2, \dots, n$)

x_{ij} = the average of the i -th criteria to the value of the j -th criteria

x_{ij} = the matrix formation

i = the value derived from number of criteria

j = the value derived from the number of alternatives

n = the number of alternative values up to n

3. Weighted normalize matrix determination

$$y_i = \sum_{j=1}^g X_{ij} * \sum_{j=g+1}^n W_j \quad (3)$$

y_i = the result of weighted matrix multiplication

w_j = the weight value of the j -th criterion

x_{ij} = values of each matrix formation

4. Preference value determination

$$y_i = \sum_{j=1}^g W_j X_{ij} - \sum_{j=g+1}^n W_j X_{ij} \quad (4)$$

y_i = the result of weighted matrix multiplication

w_j = the weight value of the j -th criterion

x_{ij} = values of each matrix formation

Finally, the highest rank of student and school alternatives was merged using the rule-based to track the appropriate recommendation pair. A decision tree diagram is then developed based on the association rules defined by the stakeholders. To automate the integration of MOORA and rule-based calculation, a prototype DSS was constructed. Object-Oriented and Unified Modeling language (UML) tools were applied in system analysis and design. These tools have demonstrated a promising future as a pragmatic methodology in modelling DSS, including user interface, architectural design, analysis and design, programming, data management, and model management (Liu & Stewart, 2004). The visualization derives from this powerful approach is capable in interactively express the immersive learning of information and knowledge of the respondent, as examples Kumar et al. (2019) designed web-based object-oriented decision support system for coastal

water quality prediction and Sztubcka et al. (2020) deployed Geographic Information Systems as innovative DSS in identifying the potential location for energy efficiency improvement. Thus, the adoption of the object-oriented technique has been successfully generated the dynamic analytical and development of multi-attribute decision making components of DSS. Furthermore, Blackbox Testing, User Acceptance Testing (UAT), and Confusion Matrix were systematically organized in testing the work out functionality, the user responses, and the accuracy comparison for 120 test data simulation. Blackbox testing and UAT are commonly and effectively applied for software development testing (Pressman & Maxim, 2020).

Below is the description of the Confusion Matrix. It is acceptable and straightforward for classification algorithms and area estimation models (Lewis & Brown, 2001; Han et al., 2011) (Equation 5 & 6).

$$\text{Accuracy} = \frac{TP+TN}{P+N} \times 100\% \quad (5)$$

$$\text{Error-rate} = \frac{FP+FN}{P+N} \times 100\% \quad (6)$$

TP (True Positive) = The amount of correctly classified data (*Actual class (yes), Predicted class (yes)*).

TN (True Negative) = The amount of correctly classified data (*Actual class (no), Predicted class (no)*).

FN (False Negatif) = The amount of incorrectly classified data (*Actual class (yes), Predicted class (no)*).

FP (False Positif) = The amount of incorrectly classified data (*Actual class (no), Predicted class (yes)*).

P = Total of *TP* and *FN*

N = Total of *FP* and *TN*

Blackbox Testing is a structural software evaluation technique used to analyze system functionality, requirement analysis validation, system integration relates to the codification review, acknowledging the customer's requirement analysis phase, and the system regression test (Nidhra, 2012; Copeland, 2004). Meanwhile, UAT is conducted by disseminating the questionnaire with five Linkert scales to measure the respondents' agreement related to the system utilization, procedures, and the recommendations offered by this prototype DSS system (Davis & Venkatesh, 2004). UAT is essential in grabbing information and profound knowledge relevant to the validation and acceptance of the solution.

RESULTS AND DISCUSSIONS

Problem Identification

Based on the observations and interviews, the flow of FEP student placement activities is described in Figure 1. The current system was manually performed and randomly positioned without considering any particular criteria. Students enrolled for the FEP program at the front desk of committee services. Next, the committee checked the validity of documents' requirements by referencing the faculty data, including students' status, micro-teaching score, final GPA, study programs, and credits. The committee applied word and excel programming to make the recapitulation and data classification. Finally, the committee randomly placed the students for the FEP program. The FEP placement report will be announced and conducted based on the proposed date and schools. As a result, manually operated of registration, data validation, and data recapitulation triggered the un-effective time management on the side of committee services. Lack of students' discipline during the registration process caused the target's achievement not to set as expected. The committee services were disappointed on the schools' side, especially regarding time management, students' quality and competencies, students' discipline, students' requirements, and quota allocation. By referring to Indonesia's government regulation No. 13 the Year 2015 about national education standard, Indonesia Ministry of Environment No. 05 the Year 2013, and focus group discussion summary during the interview session, student performance can be assessed through the score value of micro-teaching, final GPA, program study, numbers of credits, and students' location. Microteaching provides a space for the pre-service teacher to evaluate their teaching (Saban & Coklar, 2013) by considering the timing, planning, asking questions, management of the class, materials usage, and physical appearance in front of the class. The value of micro-teaching practices contributes to the pre-service teachers' qualifications and experiences. Hemdi et al. (2016) found that the cumulative GPA recognized as the holistic student academic assessment mechanism clearly described their actual ability, knowledge, skills, and attitude. Understanding GPA is beneficial for the students, faculty, university, and external stakeholders in identifying the students' strengths

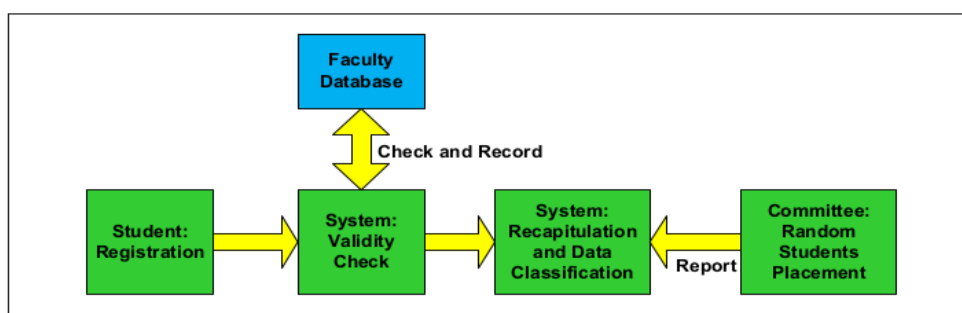


Figure 1. Flow diagram for FEP student placement

and weaknesses for vacancy allocation. Concurrently, the school appraisal encompasses the school accreditation, the school level, the school type, the school facilities, and the school performance. School accreditation evaluates the school's quantitative educational quality judgment of facilities, resources, and teaching. The accreditation mirrors the broad aspects of teacher competencies and values during the educational program (Davis & Ringsted, 2006). Cherchye et al. (2010) exhibited that environmental characteristics in terms of the school type private and public sector positively impact the educational output in efficiency and equity. The Indonesian government introduced the Adiwijaya program to encourage knowledge creation and school awareness of nature (Krisnawati et al., 2015). The program embodies the environmental policy, environmental-based curriculum, participative activities, and environmental facilities management. In a nutshell, the school performance is valuably measured through Adiwijaya program availability.

Criteria Formulation

The formulation of criteria is defined in Tables 2 and 3. The weights of its priority are put in place following the summing up of focus group discussion. The discussion revealed the weighted of students' criteria as in Table 2, thus C1-The Value of Micro-teaching set as the most priority criteria at 30% weighted value following by C2-Final GPA, C3-Program Study, C4- Credit Numbers, and C5- Student Address, respectively. The values of Max and Min for each criterion is referred by MOORA regulation⁴⁸ for optimum and minimum values. The value of micro-teaching subsumes in grade A, A-, B+, B, B-, C+, and C with weight precedence into score 4.00, 3.70, 3.30, 3.00, 2.70, 2.30, and 2.00, respectively. The final GPA is specified as more than equal to 2.75. Program study is covered into seven programs, viz., Chemistry Education (P1), Economic Education (P2), English Language Education (P3), Mathematics Education (P4), Counseling Education (P5), Islamic Religious Education (P6), and Arabic Language Education (P7) with the weight emphasis from seven to one accordingly. Credit numbers are designated not less than 120 credits. Criteria for student address encompasses the distance from school 0 to 500 meter, 500 to 2000 meter, and more than 2000 meter. The weights are generated into the value of three, two, and one, respectively.

Table 3 explained the weight of school criteria whereby C1-School Accreditation is denoted as the weightiest priority criteria at 30%. It is then pursued by C2-School Level, C3-School Type, C4-School Facilities (Wifi), C5-School Facilities (labour), C6-School Facilities (Library), C7-School Facilities (Air Conditioner), and C8-School Performance (Adiwiyata), respectively. The school's accreditation (C1) is measured in grades A and B thus, the weights in each case are specific⁵¹ in subject values of four and three. The school-level (C2) criteria contain the sub level in senior high school (TS1), Islamic senior high school (TS2), vocational high school (TS3), junior high school (TS4), an Islamic junior

Table 2
Weight of student criteria

No.	Criteria	Weight	Value
C1	The Value of Micro-teaching	30%	Max
C2	Final GPA	25%	Max
C3	Program Study	20%	Max
C4	Credit Numbers	15%	Max
C5	Student Address	10%	Min

50

Table 3
Weight of school criteria

No.	Criteria	Weight	Value
C1	School Accreditation	30%	Max
C2	School Level	25%	Max
C3	School Type	15%	Max
C4	School Facilities (Wifi)	5%	Max
C5	School Facilities (labor)	5%	Max
C6	School Facilities (Library)	5%	Max
C7	School Facilities (Air Conditioner)	5%	Min
C8	School Performance (Adiwiyata)	10%	Min

high school (TS5) with the circumscribed weight from five to one, respectively. The school type (C3) is explained in public and private schools by considering the weighted priority in two public and private schools. Concurrently, the school facilities (C4-C7) and performance (C8) are determined by their availability, one weighted for provided, and zero for the rest.

MOORA Analysis

Following Equation 1, Tables 4 for forty (A1 to A40) students' matrix formation against the values of each criterion (C1 to C5) are elucidated. Subsequently, Equation 2 calculation for students' normalization matrix is spelt out as in Table 5. Table 6 is then declared according to the MOORA estimation in Equation 3 to denote the students' weighted matrix's normalization across criteria. Besides, Table 7 indicates the value of student's preference conforming to the Equation 4. Thus, it ranks the students from the highest score of Y_i at student-A6 (0.1468), student-A25 (0.1466), student-A27(0.1462), student-A28 (0.1461), student-A20 (0.1455), and student-A22 (0.1452). Furthermore, a similar calculation from Equation 1 to 4 is applied to the side of the school perspective. As a final result, Table 8 shows the schools' place appertaining to the values of Y_i where school-A4 as the highest score at 0.2713, following by school-A3 (0.2610), school-A2 (0.2474), school-A1 (0.2372), school-A8 (0.2067), school-A6 (0.1998), school-A10 (0.1986), school-A5 (0.1833), school-A7 (0.1759), and school-A9 (0.1728) accordingly.

Table 4
Student matrix formation

A	C ₁	C ₂	C ₃	C ₄	C ₅
A ₁	3.3	3.50	5	136	3
A ₂	3.3	3.17	5	132	1
A ₃	2.7	3.36	5	136	2
A ₄	3.3	3.37	5	136	3
A ₅	4	3.30	5	136	2
....
A ₃₆	3	3.18	3	132	1
A ₃₇	3.3	3.55	3	132	3
A ₃₈	2.7	3.73	3	134	1
A ₃₉	4	3.49	3	132	2
A ₃₉	4	3.49	3	132	2
A ₄₀	2	3.26	3	134	3
$\sum C_n$	20.2776	21.4116	28.5482	833.9017	13.8203

Table 5
Student normalization matrix

A	C ₁	C ₂	C ₃	C ₄	C ₅
A ₁	0.1627	0.1635	0.1751	0.1631	0.2171
A ₂	0.1627	0.1481	0.1751	0.1583	0.0724
A ₃	0.1332	0.1569	0.1751	0.1631	0.1447
A ₄	0.1627	0.1574	0.1751	0.1631	0.2171
A ₅	0.1973	0.1541	0.1751	0.1631	0.1447
....
A ₃₆	0.1479	0.1485	0.1051	0.1583	0.0724
A ₃₇	0.1627	0.1658	0.1051	0.1583	0.2171
A ₃₈	0.1332	0.1742	0.1051	0.1607	0.0724
A ₃₉	0.1973	0.1630	0.1051	0.1583	0.1447
A ₄₀	0.0986	0.1523	0.1051	0.1607	0.2171

Table 6
Students normalization weighted matrix

A	C ₁	C ₂	C ₃	C ₄	C ₅
A ₁	0.0488	0.0409	0.0350	0.0245	0.0217
A ₂	0.0488	0.0370	0.0350	0.0237	0.0072
A ₃	0.0399	0.0392	0.0350	0.0245	0.0145
A ₄	0.0488	0.0393	0.0350	0.0245	0.0217
A ₅	0.0592	0.0385	0.0350	0.0245	0.0145
....
A ₃₆	0.0592	0.0333	0.0280	0.0212	0.0145
A ₃₇	0.0444	0.0371	0.0210	0.0237	0.0072
A ₃₈	0.0488	0.0414	0.0210	0.0237	0.0217
A ₃₉	0.0399	0.0436	0.0210	0.0241	0.0072
A ₄₀	0.0592	0.0407	0.0210	0.0237	0.0145

Table 7
Student preference value

5	Max(C ₁ +C ₂ +C ₃ +C ₄)	Min(C ₅)	Yi = Max - Min
A ₁	0.1492	0.0217	0.1275
A ₂	0.1446	0.0072	0.1374
A ₃	0.1387	0.0145	0.1242
A ₄	0.1477	0.0217	0.1260
A ₅	0.1572	0.0145	0.1427
A ₆	0.1540	0.0072	0.1468
....
A ₃₆	0.1263	0.0072	0.1190
A ₃₇	0.1350	0.0217	0.1133
A ₃₈	0.1286	0.0072	0.1214
A ₃₉	0.1447	0.0145	0.1302
A ₄₀	0.1128	0.0217	0.0911

Table 8
School preference value

A	Yi	C ₁	C ₂	C ₃	C ₄	C ₈
A ₄	0.2713	4	5	2	1	1
A ₃	0.2610	4	5	1	0	0
A ₂	0.2474	4	4	2	1	1
A ₁	0.2372	4	4	1	0	0
A ₈	0.2067	3	3	1	0	0
A ₆	0.1998	4	2	2	1	1
A ₁₀	0.1986	4	3	2	0	1
A ₅	0.1833	4	1	1	0	0
A ₇	0.1759	4	1	2	1	1
A ₉	0.1728	4	2	1	0	0

Rule-based Application

Rule-based construction was carried out by considering the variables of the study program (C3) from the students' perspective and school level (C2) from the school's perspective. Decision Tree Diagram can be depicted in Figure 2.

Rule-based development is presented as follows:

Rule 1: IF [P1] OR [P2] THEN [TS1, TS2]

Rule 2: IF [P6] OR [P7] THEN [TS2, TS5]

Rule 3: IF [P3] OR [P4] OR [P5] then [TS1, TS2, TS3, TS4, TS5].

In a nutshell, the selected students at the side of committee perspectives are merged with the preferred schools from the school perspective. Thus, it is pursuing the rule-based

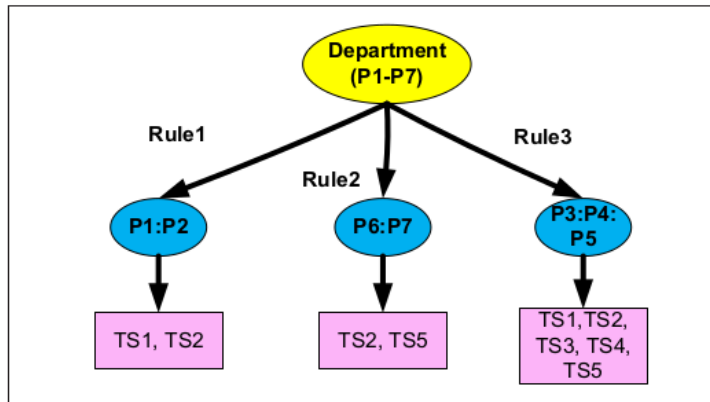


Figure 2. Decision tree diagram for FEP rule-based

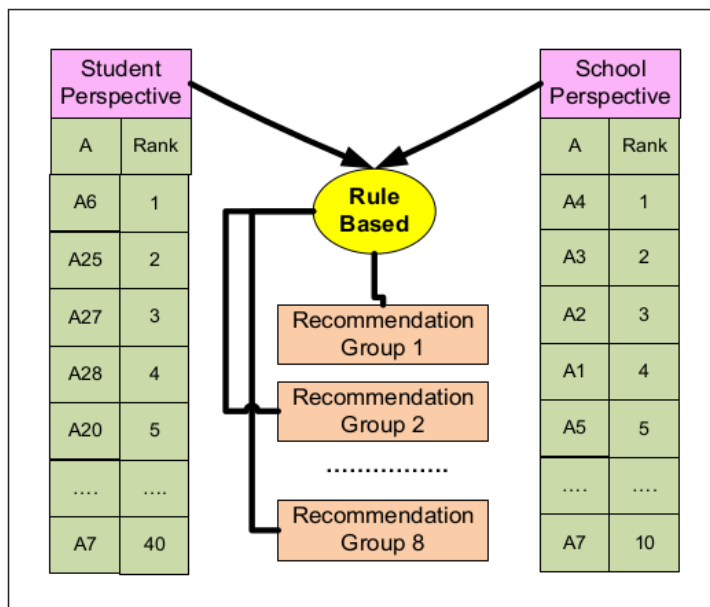


Figure 3. Integration of MOORA and Rule-based

formula as above (Rule 1 to 3). As a result, eight groups recommendation as in Table 9 is then suggested in Figure 3. Figure 3 elucidated that group one's recommendation is revealed from the first five rank students (A6, A25, A27, A28, A20) to be placed in the first three order schools (A4, A3, A2). The recommendation group two puts the sixth position students (A22, A24, A26, A5, A2) into school-A3, school-A2, school-A1, and reciprocally. For the detailed integration of MOORA and rule-based in eight groups, the detailed recommendation is interpreted in Table 9.

Table 9
FEP student placement recommendation

Recommendation Group 1					
Alternatives (Student) by Rank		Department	Alternatives (School) by Rank		School Level
A ₆	1	P3	A ₄	1	TS1
A ₂₅	2	P1	A ₃	2	TS1
A ₂₇	3	P1	A ₂	3	TS2
A ₂₈	4	P1			
A ₂₀	5	P2			
Recommendation Group 2					
A ₂₂	6	P2	A ₃	2	TS1
A ₂₄	7	P2	A ₂	3	TS2
A ₂₆	8	P1	A ₁	4	TS2
A ₅	9	P7			
A ₂	10	P7			
Recommendation Group 3					
A ₃₀	11	P1	A ₂	3	TS2
A ₂₁	12	P2	A ₁	4	TS2
A ₃₂	13	P4	A ₅	5	TS3
A ₁₄	14	P6			
A ₃₉	15	P5			
...
Recommendation Group 8					
A ₁₁	36	P7	A ₉	8	TS5
A ₁₀	37	P7	A ₁₀	9	TS5
A ₄₀	38	P5	A ₇	10	TS4
A ₁₃	39	P6			
A ₇	40	P7			

This study has generally established how the simple mathematical calculation in MOORA reveals the best decision-making by taking potential attributes into account (Arabsheybani et al., 2018) and prioritizing the alternative from several perspectives, namely students and schools' sides. This result is reinforced by Patnaik et al. (2020) findings that used the MOORA to juxtapose the material alternatives and correctly order them. Further, this study's evidence stated how a rule's functionality based on the IF-THEN feature's logical use provided the optimum recommendations from entangled rank alternatives of two sides perceives. In that sense, the rule base exhibited the ability in dealing with the complexity of possible cases and uncertainty in students placement intentions. Indeed, the algorithm of the decision tree, therefore, ensures the transparency of the student placement.

System Development

A prototype of MOORA-Rulebased-DSS system as a management information system is designed and developed to automate the procedure of FEP, starting from the registration, management data of students and schools, management data of criteria and alternatives provided, management stakeholders internal and external as users, and integrated MOORA and Rule-based calculation procedures. The MOORA-Rulebased-DSS system architecture can be seen in Figure 4. Two key figures, namely the FEP committee and administrator, have engaged in this application to date. The administrator has access to the whole process of knowledge based. In the meantime, the committee received the recommendations suggested by the application.

Testing

To evaluate the MOORA-Rulebased-DSS, a UAT assessment's survey of twenty respondents came from five of the committees, eight study program leaders, two management schools, and five management faculty. The respondents are asked their perceives on the acceptance of MOORA-Rulebased-DSS application by considering the interactive design of system

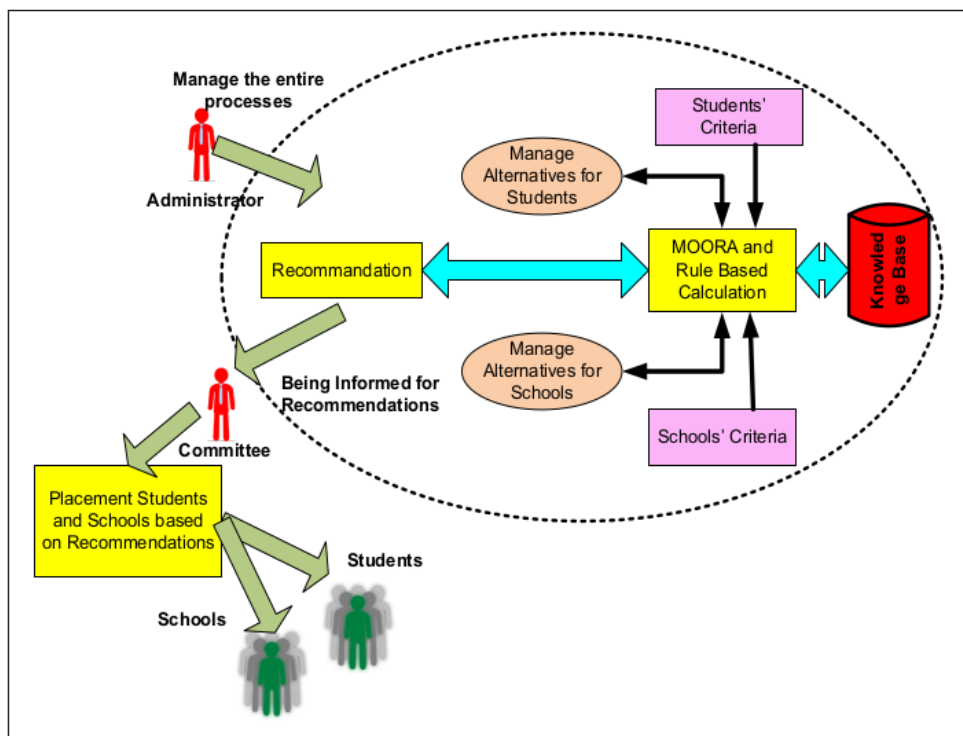


Figure 4. System architecture of MOORA-Rulebased-DSS

interface (5 questions), the easy use of DSS system (5 questions), the system utilization in aiding management decision making (5 questions), and the agreement on the proposed DSS system recommendation (5 questions). As a result, it obtained a very agreeable response of 86.92% covenant. Subsequently, Blackbox testing is conveyed into several DSS system functions, including login, user updated data, students updated data alternatives, schools updated data alternative, MOORA execution, Rule-based execution, and MOORA-Rulebased execution process. The testing revealed that 100% functionality and codifying test following the requirements analysis phase and user expectations. A Confusion Matrix is then generated by referring to Equation 5 and 6. As a result, the Confusion Matrix achieved an accuracy value of 78.33% from 94 data tests with status "True" and 21.67% error rate from 26 data sets with conditional status "False". The calculation shows that this recommendation system succeeded in providing the most optimal advice in students' placement in the FEP.

CONCLUSION

This research has prevailed in propounding the optimal students' placement in the FEP. The multiple perspectives based on committee and schools have been accommodated by considering criteria and the adherence of MOORA calculation and rule based. The inclusion of rule-based has been successfully intensified the role of MOORA in optimizing the decisions. This recommendation system puts forward eight group suggestions as alternatives in placing the students for the FEP. The evaluation reveals the stakeholders' satisfaction and acceptance of the procedures and alternatives proposed. Hence, the emerging obstacles during the FEP can be minimized, and the stakeholders' amusement will be increased. Besides, the advancement of traineeship procedure and the suggested solution's objectivity impact the committee's performance towards the optimal, effective, and efficient services, especially in decision-making. Due to the constraints of user capabilities and knowledge from the committee, students, and schools' side on DSS system operation, the administration's role is playing significant values in managing the knowledge-based and data modelling. Therefore, future studies are encouraged to design the dynamic and smart DSS system. Therefore, all stakeholders will be directly involved and manage the knowledge based on the criteria and alternatives provided. Consequently, the efficiency of rule-based in complex environment tracking will linearly increase and powerful. Besides, the smart DSS system can accommodate more valuable perspectives.

ACKNOWLEDGEMENT

The authors fully acknowledged Faculty Science and Technology and Faculty Education and Teacher Training Universitas Islam Negeri Sultan Syarif Kasim Riau for data collection. It makes a high contribution to this research to be more viable and effective.

REFERENCES

- Akram, M., Ilyas, F., & Garg, H. (2019). Multi-criteria group decision making based on ELECTRE-I method on Pythagorean fuzzy information. *Soft Computing*, 24(5), 3425-3453. <https://doi.org/10.1007/s00500-019-04105-0>
- Arabsheybani, A., Paydar, M. M., & Safaei, A. S. (2018). An integrated fuzzy MOORA method and FMEA technique for sustainable supplier selection considering quantity discounts and supplier's risk. *Journal of Cleaner Production*, 190, 577-591. <https://doi.org/10.1016/j.jclepro.2018.04.167>
- Ardana, I. M., Ariawan, I. P. W., & Divayana, D. G. H. (2016). Development of decision support system to selection of the blended learning platforms for mathematics and ICT learning at SMK TI Udayana. *International Journal of Advanced Research in Artificial Intelligence*, 5(12), 15-18.
- Bonjar, H. S., Salajegheh, S., Pourkiani, M., & Sayadi, S. (2019). Identifying the dimensions and sustainable supply chain operations for knowledge-based decision making in Iran's tax affairs organization. *International Journal of Supply Chain Management*, 8(2), 735-743.
- Brauers, W. K. M. (2008). Multi-objective contractor's ranking by applying the MOORA method. *Journal of Business Economics and Management*, 9(4), 245-255.
- Brauers, W. K. M., & Zavadskas, E. K. (2006). The Moora method and its application to privatization in a transition economy. *Control and Cybernetics, Systems Research Institute of the Polish Academy of Sciences*, 35(2), 445-469.
- Büyükoçkan, G., & Güler, M. (2020). Smart watch evaluation with integrated hesitant fuzzy linguistic SAW-ARAS technique. *Measurement*, 153(March 2020), Article 107353. <https://doi.org/10.1016/j.measurement.2019.107353>
- Cameiro, J., Alves, P., Marreiros, G., & Novais, P. (2020). Group decision support systems for current times: Overcoming the challenges of dispersed group decision-making. *Neurocomputing*, 423, 735-746. <https://doi.org/10.1016/j.neucom.2020.04.100>
- Chakraborty, S. (2011). Applications of the MOORA method for decision making in manufacturing environment. *International Journal of Advanced Manufacturing Technology*, 54(9-12), 1155-1166. <https://doi.org/10.1007/s00170-010-2972-0>
- Chan, C. K., & Yeung, N. C. J. (2019). Students' approach to develop in holistic competency: An adaption of the 3P model. *An International Journal of Experimental Educational Psychology*, 40(5), 1-21. <https://doi.org/10.1080/01443410.2019.1648767>
- Cherchye, L., De Witte, K., Ooghe, E., & Nicaise, I. (2010). Efficiency and equity in private and public education: A nonparametric comparison. *European Journal of Operational Research*, 202, 563-573. <https://doi.org/10.1016/j.ejor.2009.06.015>
- Conejero, J. M., Preciado, J. C., Prieto, A. E., Bas, M. C., & Bolós, V. J. (2020). Applying data driven decision making to rank vocational and educational training programs with TOPSIS. *Decision Support Systems*, 142, 113470. <https://doi.org/10.1016/j.dss.2020.113470>
- Copeland, L. (2004). *A practitioner's guide to software test design*. Artech House.

- Dabbagh, R., & Yousefi, S. (2019). A hybrid decision-making approach based on FCM and MOORA for occupational health and safety risk analysis. *Journal of Safety Research*, 71, 111-123. <https://doi.org/10.1016/j.jsr.2019.09.021>
- Davis, D. J., & Ringsted, C. (2006). Accreditation of undergraduate and graduate medical education: How do the standards contribute to quality? *Advances in Health Sciences Education*, 11(3), 305-313. <https://doi.org/10.1007/s10459-005-8555-4>
- Davis, F. D., & Venkatesh, V. (2004). Toward pre prototype user acceptance testing of new information systems: Implications for software project management. *IEEE Transactions on Engineering Management*, 51(1), 31-46. <https://doi.org/10.1109/TEM.2003.822468>
- De Farias Aires, R. F., & Ferreira, L. (2019). A new approach to avoid rank reversal cases in the TOPSIS method. *Computers & Industrial Engineering*, 132, 84-97. <https://doi.org/10.1016/j.cie.2019.04.023>
- Delen, D., Topuz, K., & Eryarsoy, E. (2020). Development of a Bayesian belief network-based DSS for predicting and understanding freshmen student attrition. *European Journal of Operational Research*, 281(3), 575-587. <https://doi.org/10.1016/j.ejor.2019.03.037>
- Dinçer, H., Yüksel, S., & Martínez, L. (2019). Interval type 2-based hybrid fuzzy evaluation of financial services in E7 economies with DEMATEL-ANP and MOORA methods. *Applied Soft Computing*, 79, 186-202. <https://doi.org/10.1016/j.asoc.2019.03.018>
- Du, Y., Zheng, Y., Wu, G., & Tang, Y. (2020). Decision-making method of heavy-duty machine tool remanufacturing based on AHP-entropy weight and extension theory. *Journal of Cleaner Production*, 252, Article 119607.
- El-Gayar, O. F., & Fritz, B. D. (2010). A web-based multi-perspective decision support system for information security planning. *Decision Support Systems*, 50(1), 43-54.
- Emovon, I., Okpako, O. S., & Edjokpa, E. (In Press). Application of fuzzy MOORA method in the design and fabrication of an automated hammering machine. *World Journal of Engineering*. <https://doi.org/10.1108/WJE-07-2020-0250>
- Engel, M. M., Utomo, W. H., & Purnomo, H. D. (2017). Fuzzy multi attribute decision making – simple additive weighting (MADM - SAW) for information retrieval (IR) in e - commerce recommendation. *International Journal of Computer Science and Software Engineering*, 6(6), 136-145.
- Fei, L., Xia, J., Feng, Y., & Liu, L. (2019). An Electre-based multiple criteria decision-making method for supplier selection using Dempster-Shafer theory. *IEEE Access*, 7, 84701-84716. <https://doi.org/10.1109/ACCESS.2019.2924945>
- Fox, W. P., Ormond, B., & Williams, A. (2015). Ranking terrorist targets using a hybrid AHP-TOPSIS methodology. *Journal of Defense Modeling and Simulation: Applications, Methodology, Technology*, 13(1), 77-93. <https://doi.org/10.1177/1548512914563619>
- Gadakh, V. S., Shinde, V. B., & Khemnar, N. S. (2013). Optimization of welding process parameters using MOORA method. *International Journal of Advanced Manufacturing Technology*, 69(9-12), 2031-2039. <https://doi.org/10.1007/s00170-013-5188-2>

- Gang, Z., Juanjo, M., & Carmen, J. (2020). Chinese student teachers' teaching practicum experiences: Insights from transformative learning, third space, and dialogical-self theory. *International Journal of Educational Research*, 103, Article 101638.
- Gràcia, M., Casanovas, J., Riba, C., Sancho, M. R., Jarque, M. J., Casanovas, J., & Vega, F. (2020). Developing a digital application (EVALOE-DSS) for the professional development of teachers aiming to improve their students' linguistic competence. *Computer Assisted Language Learning*, 1-26. <https://doi.org/10.1080/09588221.2019.1707690>
- Gündoğdu, F. K., & Kahraman, C. (2019). A novel fuzzy TOPSIS method using emerging interval-valued spherical fuzzy sets. *Engineering Applications of Artificial Intelligence*, 85, 307-23. <https://doi.org/10.1016/j.engappai.2019.06.003>
- Han, J., Pei, J., & Kamber, M. (2011). *Data mining techniques* (3rd Ed.). British Library.
- Hemdi, M. A., Salehuddin, M. Z. M., & Hafiz, M. H. (2016, December 1-2). Integrated cumulative grade point average (iCGPA): Concepts, challenges, and reality. In *Proceedings of the Conference Heads of Academic Department (CHAD)*. ILD Nilai, UiTM, Malaysia.
- Hsu, W. C. J., Liou, J. J. H., & Lo, H. W. (2020). A group decision-making approach for exploring trends in the development of the healthcare industry in Taiwan. *Decision Support Systems*, 141, Article 113447. <https://doi.org/10.1016/j.dss.2020.113447>
- Ibrahim, O., Sundgren, D., & Larsson, A. (2014). An integrated decision support system framework for strategic planning in higher education institutions. In *Proceedings of Joint International Conference on Group Decision and Negotiation: Group Decision and Negotiation. A Process-Oriented View* (pp. 237-238). Springer. https://doi.org/10.1007/978-3-319-07179-4_27
- Jones, A., Korson, S. J., Murray-Everett, N. C., Kessler, M. A., Harrison, D., Cronenberg, S., Parrish, M. L., & Parsons, M. J. (2020). Teacher candidate tensions with the edTPA: A neoliberal policy analysis. In *The Educational Forum* (pp. 1-19). Routledge. <https://doi.org/10.1080/00131725.2020.1790705>
- Julie, B., & Katie, Z. (2017). A good news story: Early-career music teachers' accounts of their flourishing professional identities. *Teaching and Teacher Education*, 68, 241-251. <https://doi.org/10.1016/j.tate.2017.08.009>
- Kacprzak, D. (2019). A doubly extended TOPSIS method for group decision making based on ordered fuzzy numbers. *Expert System with Applications*, 116, 243-254. <https://doi.org/10.1016/j.eswa.2018.09.023>
- Kazemi, F., Bahrami, A., & Sharif, J. A. (2020). Mineral processing plant site selection using integrated fuzzy cognitive map and fuzzy analytical hierarchy process approach: A case study of gilsonite mines in Iran. *Minerals Engineering*, 147, Article 106143. <https://doi.org/10.1016/j.mineng.2019.106143>
- Kilic, H. S., Demirci, A. E., & Delen, D. (2020). An integrated decision analysis methodology based on IF-DEMATEL and IF-ELECTRE for personnel selection. *Decision Support Syst*, 137, Article 113360. <https://doi.org/10.1016/j.dss.2020.113360>
- Krisnawati, Y., Irawati, M., Rochman, F., & Budiasih, E. (2015). The implementation of students' campaign program to form Adiwiyata school in Malang, Indonesia. *International Journal of Research Studies in Education*, 4(4), 53-65.

- Kumar, N., Singh, T., Grewal, J. S., Patnaik, A., & Fekete, G. (2019). A novel hybrid AHP-SAW approach for optimal selection of natural fiber reinforced non-asbestos organic brake friction composites. *Materials Research Express*, 6(6), Article 065701.
- Leny, N., & Okfalisa. (2019). Measuring the sustainability performance of Islamic banking in Indonesia. *Pertanika Journal Social Science & Humanities*, 27(2), 1073-1090.
- Lewis, H. G., & Brown, M. (2001). A generalized confusion matrix for assessing area estimates from remotely sensed data. *International Journal of Remote Sensing*, 22(16), 3223-3235. <https://doi.org/10.1080/01431160152558332>
- Li, Z., Chow, D. H. C., Ding, D., Ying, J., Hu, Y., Chen, H., & Zhao, W. (2020). The development and realization of a multi-faceted system for green building planning: A case in Ningbo using the fuzzy analytical hierarchy process. *Energy & Buildings*, 226, Article 110371. <https://doi.org/10.1016/j.enbuild.2020.110371>
- Liang, D., & Xu Z. (2017). The new extension of TOPSIS method for multiple criteria decisions making with hesitant Pythagorean fuzzy sets. *Applied Soft Computing*, 60, 167-179. <https://doi.org/10.1016/j.asoc.2017.06.034>
- Liang, Z. L., Yun, T. J., Oh, W. B., Lee, B. R., & Kim, I. S. (2020). A study on MOORA-based Taguchi method for optimization in automated GMA welding process. *Materials Today: Proceedings*, 22, 1778-1785. <https://doi.org/10.1016/j.matpr.2020.03.011>
- Liao, H. C., Wu, X., Mi, X., & Herrera, F. (2020). An integrated method for cognitive complex multiple experts' multiple criteria decisions making based on ELECTRE III with weighted Borda rule. *Omega*, 93(C), Article 102052. <https://doi.org/10.1016/j.omega.2019.03.010>
- Liu, D., & Stewart, T. J. (2004). Object-oriented decision support system modelling for multicriteria decision making in natural resource management. *Computers & Operations Research*, 31(7), 985-999. [https://doi.org/10.1016/S0305-0548\(03\)00047-9](https://doi.org/10.1016/S0305-0548(03)00047-9)
- Madić, M., Radovanović, M., & Petković, D. (2015). Non-conventional machining processes selection using multi-objective optimization on the basis of ratio analysis method. *Journal of Engineering Science and Technology*, 10(11), 1441-1452.
- Mangla, S. K., Govindan, K., & Luthra, S. (2017). Prioritizing the barriers to achieve sustainable consumption and production trends in supply chains using fuzzy Analytical Hierarchy Process. *Journal of Cleaner Production*, 151, 509-525. <https://doi.org/10.1016/j.jclepro.2017.02.099>
- Martusorn, K. H., Chattrarat, K. B., & Shaharudin, M. R. (2019). Comparative analysis of multiple criteria decision making (MCDM) approach in warehouse location selection of agricultural products in Thailand. *International Journal of Supply Chain Management*, 8(5), 168-175.
- Memari, A., Dargi, A., Jokar, M. R. A., Ahmad, R., & Rahim, A. R. A. (2019). Sustainable supplier selection: A multi-criteria intuitionistic fuzzy TOPSIS method. *Journal of Manufacturing Systems*, 50, 9-24. <https://doi.org/10.1016/j.jmsy.2018.11.002>
- Mishra, A. R., Singh, R. K., & Motwani, D. (2020). Intuitionistic fuzzy divergence measure-based ELECTRE method for performance of cellular mobile telephone service providers. *Neural Computing and Applications*, 32, 3901-3921. <https://doi.org/10.1007/s00521-018-3716-6>

- Mistarihi, M. Z., Okour, R. A., & Mumani, A. A. (2020). An integration of a QFD model with Fuzzy-ANP approach for determining the importance weights for engineering characteristics of the proposed wheelchair design. *Applied Soft Computing Journal*, 90, Article 106136. <https://doi.org/10.1016/j.asoc.2020.106136>
- Mukodimah, S., Muslihudin, M., Andoyo, A., Hartati, S., & Maselena, A. (2018). Fuzzy simple additive weighting and its application to toddler healthy food. *International Journal of Pure and Applied Mathematics*, 118(7), 1-7.
- Nidhra, S. (2012). Black box and white box testing techniques-A literature review. *International Journal of Embedded Systems and Applications*, 2(2), 29-50. <https://doi.org/10.5121/ijesa.2012.2204>
- Okfalisa, O., Anugrah, S., Anggraini, W., Absor, M., Fauzi, S. S. M., & Saktioto, S. (2018). Integrated analytical hierarchy process and objective matrix in balanced scorecard dashboard model for performance measurement. *Telecommunication Computing Electronics and Control*, 16(6), 2703-2711.
- Okfalisa, O., Hidayati, R., Dwi, U. I., Pranggono, B., Elin, H., & Saktioto, S. (2021). Decision support system for smartphone recommendation: The comparison of fuzzy AHP and fuzzy ANP in multi-attribute decision making. *Journal SINERGI*, 25(1), 101-110. <https://doi.org/10.22441/sinergi.2021.1.013>
- Okfalisa, O., Zulfahri, Iswavigra, D. U., Megawati, & Saktioto. (2020). Online shop recommendations: decision support system based on multi objective optimization on the basis of ratio analysis. In *Proceeding in 8th International Conference on Cyber and IT Service Management (CITSM)* (pp. 1-6). IEEE Conference Publication. <https://doi.org/10.1109/CITSM50537.2020.9268848>
- Omrani, H., Alizadeh, A., & Amini, M. (2019). A new approach based on BWM and MULTIMOORA methods for calculating semi-human development index: An application for provinces of Iran. *Socio-Economic Planning Sciences*, 70(C), Article 100689. <https://doi.org/10.1016/j.seps.2019.02.004>
- Pardiyono, R., & Indrayani, R. (2019). Decision support system to choose private higher education based on marketing mix model criteria in Indonesia. In *IOP Conference Series: Materials Science and Engineering* (Vol. 508, No. 1, p. 012112). IOP Publishing. <https://doi.org/10.1088/1757-899X/508/1/012112>
- Patnaik, P. K., Swain, P. T. R., Mishra, S. K., Purohit, A., & Biswas, S. (2020). Composite material selection for structural applications based on AHP-MOORA approach. *Materials Today: Proceedings*, 33(8), 5659-5663. <https://doi.org/10.1016/j.matpr.2020.04.063>
- Petkov, D., Petkova, O., Andrew, T., & Nepal, T. (2007). Mixing multiple criteria decisions making with soft systems thinking techniques for decision support in complex situations. *Decision Support Systems*, 43(4), 1615-1629. <https://doi.org/10.1016/j.dss.2006.03.006>
- Pressman, R., & Maxim, B. (2020). *Software engineering: Practitioner's approach* (9th Ed.). McGraw-Hill.
- Roszkowska, E., & Kacprzak, D. (2016). The fuzzy SAW and fuzzy TOPSIS procedures based on ordered fuzzy numbers. *Information Science*, 369, 564-584. <https://doi.org/10.1016/j.ins.2016.07.044>
- Saban, A., & Coklar, A. N. (2013). Pre-service teachers' opinions about the micro-teaching. *The Turkish Online Journal of Educational Technology*, 12(2), 234-240.
- Selvi, K. (2010). Teachers' Competencies. *International Journal of Philosophy of Culture and Axiology*, 7(1), 167-176. <https://doi.org/10.5840/cultura20107133>

- Shihab, S. K., Khan, N. Z., Myla, P., Upadhyay, S., Khan, Z. A., & Siddiquee, A. N. (2018). Application of MOORA method for multi optimization of GMAW process parameters in stain-less steel cladding. *Management Science Letters*, 8(4), 241-246. <https://doi.org/10.5267/j.msl.2018.2.002>
- Stanujkic, D., Magdalinovic, N., Stojanovic, S., & Jovanovic, R. (2012). Extension of ratio system part of MOORA method for solving decision-making problems with interval data. *Informatika*, 23(1), 141-154.
- Sztubecka, M., Skiba, M., Mrówczyńska, M., & Bazan-Krzywoszańska, A. (2020). An innovative decision support system to improve the energy efficiency of buildings in urban areas. *Remote Sensing*, 12(2), Article 259. <https://doi.org/10.3390/rs12020259>
- Yazdani, M., Zarate, P., Coulibaly, A., & Zavadskas, E. K. (2017). A group decision making support system in logistics and supply chain management. *Expert Systems with Applications*, 88, 376-392. <https://doi.org/10.1016/j.eswa.2017.07.014>
- Yeo, L. S., Ang, R. P., Chong, W. H., Huan, V. S., & Quek, C. L. (2008). Teacher efficacy in the context of teaching low achieving students. *Current Psychology*, 27(3), 192-204. <https://doi.org/10.1007/s12144-008-9034-x>
- You, Y., Sun, J., Jiang, J., & Tan, Y. (2019). Belief-rule-base model with attribute reliability for multiple attribute decision making. In *Proceedings of Chinese Control and Decision Conference (CCDC)* (pp. 4770-4775). IEEE Conference Publication. <https://doi.org/10.1109/CCDC.2019.8832405>
- Yusuf, T. I. (2019). A multi-objective credit evaluation model using MOORA method and goal programming. *Arabian Journal of Science and Engineering*, 45, 2035-2048. <https://doi.org/10.1007/s13369-019-03930-7>
- Zendarski, N., Haebich, K., Bhide, S., Quek, J., Nicholson, J. M., Jacobs, K. E., Efrom, D., & Sciberras, E. (2020). Student-teacher relationship quality in children with and without ADHD: A cross-sectional community-based study. *Early Childhood Research Quarterly*, 51, 275-284. <https://doi.org/10.1016/j.ecresq.2019.12.006>

ORIGINALITY REPORT

11%

SIMILARITY INDEX

8%

INTERNET SOURCES

8%

PUBLICATIONS

2%

STUDENT PAPERS

PRIMARY SOURCES

1	moam.info Internet Source	1%
2	dergipark.org.tr Internet Source	1%
3	Hasan Dinçer, Hüsne Karakuş, Ulf Henning Richter. "chapter 9 Theoretical Structure of Wave Energy and Its Importance in Terms of Energy Supply Security", IGI Global, 2021 Publication	1%
4	Rahim Dabbagh, Samuel Yousefi. "A hybrid decision-making approach based on FCM and MOORA for occupational health and safety risk analysis", Journal of Safety Research, 2019 Publication	<1%
5	Yuxin Liu, Xue Gong, Serhat Yüksel, Hasan Dinçer, Rıdvan Aydın. "A multidimensional outlook to energy investments for the countries with continental shelf in East Mediterranean Region with Hybrid Decision Making Model based on IVIF logic", Energy Reports, 2021 Publication	<1%

6	s3.amazonaws.com Internet Source	<1 %
7	ejournal.uin-suska.ac.id Internet Source	<1 %
8	journals.vgtu.lt Internet Source	<1 %
9	doaj.org Internet Source	<1 %
10	www.researchgate.net Internet Source	<1 %
11	www.worldscientific.com Internet Source	<1 %
12	Submitted to Auckland University of Technology Student Paper	<1 %
13	Submitted to Sunway Education Group Student Paper	<1 %
14	Submitted to Walden University Student Paper	<1 %
15	journals-jd.upm.edu.my Internet Source	<1 %
16	scindeks-clanci.ceon.rs Internet Source	<1 %
17	Ashkan Memari, Ahmad Dargi, Mohammad Reza Akbari Jokar, Robiah Ahmad, Abd. Rahman Abdul Rahim. "Sustainable supplier	<1 %

selection: A multi-criteria intuitionistic fuzzy TOPSIS method", Journal of Manufacturing Systems, 2019

Publication

18

Hamidah, Okkita Rizan, Delpiah Wahyuningsih, Harrizki Arie Pradana, Silga Ramadella. "SAW Method in Supporting the Process of Admission of New Junior High School Students", 2020 8th International Conference on Cyber and IT Service Management (CITSM), 2020

Publication

<1 %

19

Liu, D.. "Object-oriented decision support system modelling for multicriteria decision making in natural resource management", Computers and Operations Research, 200406

Publication

<1 %

20

Arash Khalili Nasr, Madjid Tavana, Behrouz Alavi, Hassan Mina. "A Novel Fuzzy Multi-Objective Circular Supplier Selection and Order Allocation Model for Sustainable Closed-Loop Supply Chains", Journal of Cleaner Production, 2020

Publication

<1 %

21

Fauzia Dianawati, Wilang Satria Perdana. "Analytic Hierarchy Process (AHP) and TOPSIS for Designing Green Public Procurement Indicator on Trans-Java Toll Rest Area", Proceedings of the 2019 5th

<1 %

International Conference on Industrial and Business Engineering - ICIBE 2019, 2019

Publication

22 João Carneiro, Patrícia Alves, Goreti Marreiros, Paulo Novais. "Group decision support systems for current times: Overcoming the challenges of dispersed group decision-making", Neurocomputing, 2021
Publication

23 Muhittin Sagnak, Yalcin Berberoglu, İlker Memis, Ogulcan Yazgan. "Sustainable collection center location selection in emerging economy for electronic waste with fuzzy Best-Worst and fuzzy TOPSIS", Waste Management, 2021
Publication

24 Shankar Chakraborty. "Applications of the MOORA method for decision making in manufacturing environment", The International Journal of Advanced Manufacturing Technology, 2010
Publication

25 Submitted to Sriwijaya University
Student Paper

26 download.atlantis-press.com
Internet Source

27 giapjournals.com
Internet Source

- | | | |
|----|---|------|
| 28 | iopscience.iop.org
Internet Source | <1 % |
| 29 | publications.theseus.fi
Internet Source | <1 % |
| 30 | repository.nwu.ac.za
Internet Source | <1 % |
| 31 | shura.shu.ac.uk
Internet Source | <1 % |
| 32 | 123doc.org
Internet Source | <1 % |
| 33 | Dariusz Kacprzak. "A doubly extended TOPSIS method for group decision making based on ordered fuzzy numbers", Expert Systems with Applications, 2018
Publication | <1 % |
| 34 | Elmira Farrokhizadeh, Seyed Amin Seyfi-Shishavan, Fatma Kutlu Gündoğdu, Yaser Donyatalab, Cengiz Kahraman, Seyyed Hadi Seifi. "A spherical fuzzy methodology integrating maximizing deviation and TOPSIS methods", Engineering Applications of Artificial Intelligence, 2021
Publication | <1 % |
| 35 | Petkov, D.. "Mixing Multiple Criteria Decision Making with soft systems thinking techniques for decision support in complex situations", Decision Support Systems, 200708
Publication | <1 % |

36

R Srikanth, B Singaravel, P Vinod, S Aravind, D Subodh. "Optimization of process parameters in Electric Discharge Machining Process of Ti-6Al-4V alloy using hybrid Taguchi based MOORA method", IOP Conference Series: Materials Science and Engineering, 2021

Publication

<1 %

37

Ya-xiong Li, Zhong-xin Wu, Hasan Dinçer, Hakan Kalkavan, Serhat Yüksel. "Analyzing TRIZ-based strategic priorities of customer expectations for renewable energy investments with interval type-2 fuzzy modeling", Energy Reports, 2021

Publication

<1 %

38

Zavadskas, Edmundas Kazimieras, Jurgita Antucheviciene, Jonas Šaparauskas, and Zenonas Turskis. "Multi-criteria Assessment of Facades' Alternatives: Peculiarities of Ranking Methodology", Procedia Engineering, 2013.

Publication

<1 %

39

es.scribd.com

Internet Source

<1 %

40

ethesis.nitrkl.ac.in

Internet Source

<1 %

41

onlinelibrary.wiley.com

Internet Source

<1 %

42	ps.stat.gov.pl Internet Source	<1 %
43	pt.scribd.com Internet Source	<1 %
44	www.e-repository.unsyiah.ac.id Internet Source	<1 %
45	www.frontiersin.org Internet Source	<1 %
46	www.mdpi.com Internet Source	<1 %
47	Hasan Dinçer, Serhat Yüksel, Luis Martínez. "Interval type 2-based hybrid fuzzy evaluation of financial services in E7 economies with DEMATEL-ANP and MOORA methods", Applied Soft Computing, 2019 Publication	<1 %
48	Katarzyna Rudnik, Grzegorz Bocewicz, Aneta Kucińska-Landwójtowicz, Izabela D. Czabak-Górska. "Ordered fuzzy WASPAS method for selection of improvement projects", Expert Systems with Applications, 2021 Publication	<1 %
49	Muhammet Gul. "Application of Pythagorean fuzzy AHP and VIKOR methods in occupational health and safety risk assessment: the case of a gun and rifle barrel external surface oxidation and	<1 %

colouring unit", International Journal of Occupational Safety and Ergonomics, 2018

Publication

50

"Intelligent and Fuzzy Techniques in Big Data Analytics and Decision Making", Springer Science and Business Media LLC, 2020

Publication

<1 %

51

D G H Divayana, I P W Ariawan, A Adiarta, D P Parmiti, D B Sanjaya, I W Kertih, S C Wibawa. " Design of Countenance Evaluation Model Based on in Computer Learning for Vocational Students of Information Technology in Bali ", Journal of Physics: Conference Series, 2018

Publication

<1 %

52

Liguo Fei, Jun Xia, Yuqiang Feng, Luning Liu. "An ELECTRE-Based Multiple Criteria Decision Making Method for Supplier Selection Using Dempster-Shafer Theory", IEEE Access, 2019

Publication

<1 %

53

Mehmet Şahin. "Hybrid Multicriteria Group Decision-Making Method for Offshore Location Selection Under Fuzzy Environment", Arabian Journal for Science and Engineering, 2020

Publication

<1 %

54

Pratibha Rani, Arunodaya Raj Mishra, Kamal Raj Pardasani, Abbas Mardani, Huchang

<1 %

Liao, Dalia Streimikiene. "A novel VIKOR approach based on entropy and divergence measures of Pythagorean fuzzy sets to evaluate renewable energy technologies in India", *Journal of Cleaner Production*, 2019

Publication

55

Riswan Efendi, Novi Yanti, Alex Wenda, Susnaningsih Mu'at, Noor Azah Samsudin, Mustafa Mat Deris. "Dominant Criteria and Its Factor Affecting Student Achievement Based on Rough-Regression Model", 2018 2nd International Conference on Informatics and Computational Sciences (ICICoS), 2018

Publication

<1 %

56

pure.uva.nl

Internet Source

<1 %

Exclude quotes On

Exclude matches Off

Exclude bibliography On