

Hak Cipta Dilindungi Undang-Undang

1. Dilarang mengutip sebagian atau seluruh karya tulis ini tanpa mencantumkan dan menyebutkan sumber:
 - a. Pengutipan hanya untuk kepentingan pendidikan, penelitian, penulisan karya ilmiah, penyusunan laporan, penulisan kritik atau tinjauan suatu masalah.
 - b. Pengutipan tidak merugikan kepentingan yang wajar UIN Suska Riau.
2. Dilarang mengumumkan dan memperbanyak sebagian atau seluruh karya tulis ini dalam bentuk apapun tanpa izin UIN Suska Riau.

CHAPTER IV**DATA PRESENTATION AND DATA ANALYSIS**

This chapter presents the data presentation and data analysis. The data presentation and data analysis are divided into two sections. The first section is about data presentation, the second is data analysis which presents the researchers' analysis of data presented in data presentation.

Data Presentation**1. Data presentation of students' ability in using quantifier**

In collecting the data of students' ability in using quantifier, the researcher took from the result of the students' quantifier test. It can be seen in following table.

Table IV.1
Students' Quantifier Test Score

| No | Student No. | Score |
|----|-------------|-------|
| 1 | Student 1 | 58 |
| 2 | Student 2 | 74 |
| 3 | Student 3 | 86 |
| 4 | Student 4 | 70 |
| 5 | Student 5 | 64 |
| 6 | Student 6 | 72 |
| 7 | Student 7 | 70 |
| 8 | Student 8 | 54 |
| 9 | Student 9 | 86 |
| 10 | Student 10 | 72 |
| 11 | Student 11 | 70 |
| 12 | Student 12 | 82 |
| 13 | Student 13 | 56 |
| 14 | Student 14 | 76 |
| 15 | Student 15 | 58 |
| 16 | Student 16 | 70 |
| 17 | Student 17 | 76 |
| 18 | Student 18 | 72 |

| No | Student No. | Score |
|--------------|-------------|---------|
| 19 | Student 19 | 70 |
| 20 | Student 20 | 64 |
| 21 | Student 21 | 54 |
| 22 | Student 22 | 64 |
| 23 | Student 23 | 74 |
| 24 | Student 24 | 74 |
| 25 | Student 25 | 54 |
| 26 | Student 26 | 66 |
| 27 | Student 27 | 82 |
| 28 | Student 28 | 68 |
| 29 | Student 29 | 70 |
| 30 | Student 30 | 66 |
| 31 | Student 31 | 70 |
| 32 | Student 32 | 68 |
| 33 | Student 33 | 66 |
| 34 | Student 34 | 52 |
| 35 | Student 35 | 74 |
| 36 | Student 36 | 62 |
| 37 | Student 37 | 60 |
| 38 | Student 38 | 62 |
| 39 | Student 39 | 68 |
| 40 | Student 40 | 52 |
| 41 | Student 41 | 68 |
| 42 | Student 42 | 62 |
| 43 | Student 43 | 60 |
| 44 | Student 44 | 74 |
| 45 | Student 45 | 74 |
| 46 | Student 46 | 64 |
| 47 | Student 47 | 60 |
| 48 | Student 48 | 70 |
| 49 | Student 49 | 62 |
| 50 | Student 50 | 64 |
| Mean | | 67.28 |
| Total | | 3364.00 |

Hak Cipta Dilindungi Undang-Undang

1. Dilarang mengutip sebagian atau seluruh karya tulis ini tanpa mencantumkan dan menyebutkan sumber:
 - a. Pengutipan hanya untuk kepentingan pendidikan, penelitian, penulisan karya ilmiah, penyusunan laporan, penulisan kritik atau tinjauan suatu masalah.
 - b. Pengutipan tidak merugikan kepentingan yang wajar UIN Suska Riau.
2. Dilarang mengumumkan dan memperbanyak sebagian atau seluruh karya tulis ini dalam bentuk apapun tanpa izin UIN Suska Riau.



Hak Cipta Dilindungi Undang-Undang

1. Dilarang mengutip sebagian atau seluruh karya tulis ini tanpa mencantumkan dan menyebutkan sumber:
 - a. Pengutipan hanya untuk kepentingan pendidikan, penelitian, penulisan karya ilmiah, penyusunan laporan, penulisan kritik atau tinjauan suatu masalah.
 - b. Pengutipan tidak merugikan kepentingan yang wajar UIN Suska Riau.
2. Dilarang mengumumkan dan memperbanyak sebagian atau seluruh karya tulis ini dalam bentuk apapun tanpa izin UIN Suska Riau.

Based on the analysis of students' ability in using quantifier, it shows that the total score of students' ability in using quantifier is 3364,00. Meanwhile, the mean score for each items of students' ability in using quantifier is 67.28. It means that the category of students' ability in using quantifier is good. According to Arikunto (1996) the range score of category good is between 66 into 79. it can be traced from the frequency of students' ability in using quantifier as presented in the following table:

Table IV.2
The Classification of Students' Score

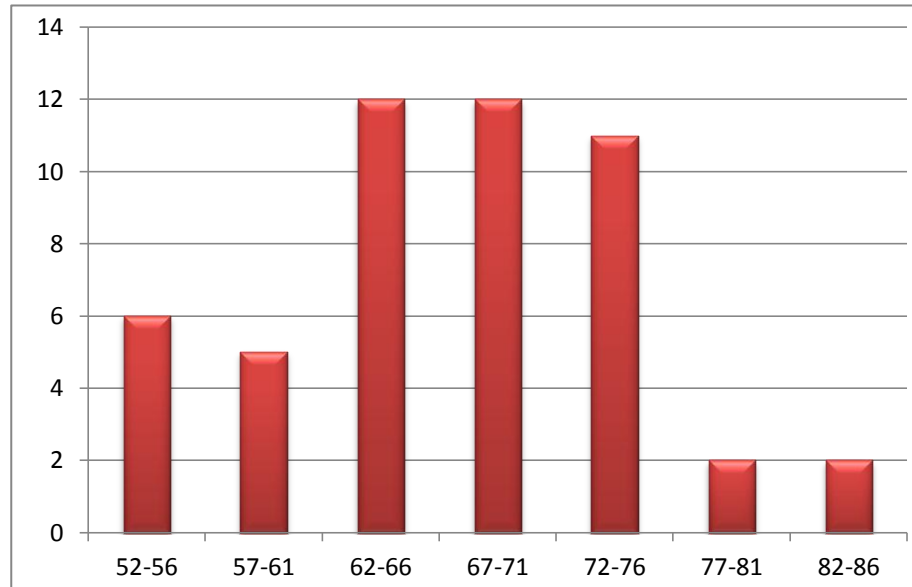
| No. | Score | Category |
|-----|--------|-----------|
| 1 | 80-100 | Very good |
| 2 | 66-79 | Good |
| 3 | 56-65 | Enough |
| 4 | 40-55 | Less |
| 5 | 30-39 | Fail |

Adopted from (Arikunto, 1996)

To make it clear, the researcher makes up the interval score distribution of the students' quantifier test score. To find the interval, the researcher computed the range of score. Then, the range was divided by class interval. The following chart is the data of interval score distribution of students' ability in using quantifier.

Hak Cipta Dilindungi Undang-Undang

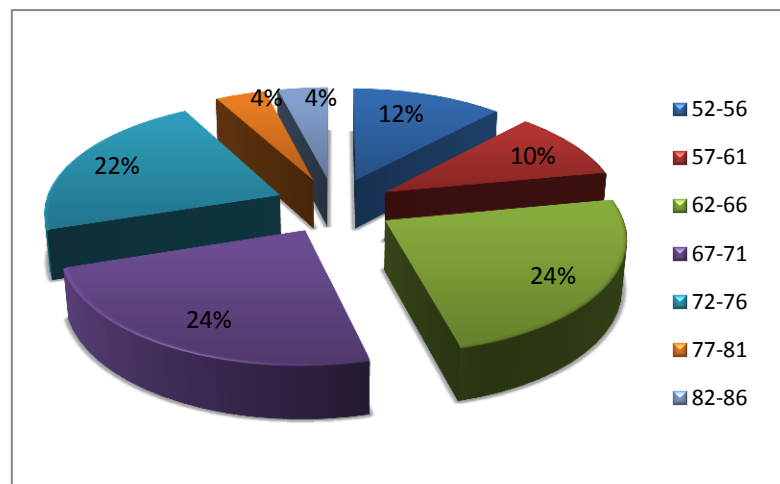
1. Dilarang mengutip sebagian atau seluruh karya tulis ini tanpa mencantumkan dan menyebutkan sumber:
 - a. Pengutipan hanya untuk kepentingan pendidikan, penelitian, penulisan karya ilmiah, penyusunan laporan, penulisan kritik atau tinjauan suatu masalah.
 - b. Pengutipan tidak merugikan kepentingan yang wajar UIN Suska Riau.
2. Dilarang mengumumkan dan memperbanyak sebagian atau seluruh karya tulis ini dalam bentuk apapun tanpa izin UIN Suska Riau.

Chart IV.1**The Frequency of Students' Quantifier Test Score**

It can be seen, at interval score of 52-56, there are 6 students. At interval score of 57-61, there are 5 student. At interval score of 62-66, there are 12 students. At interval score of 67-71, there are 12 students. At interval score of 72-76, there are 11 students. at the interval score of 77-81, there are 2 students. And at the interval score of 82-86, there are 2 students. Meanwhile, below the researcher present the percentage of the students' interval score distribution as foollows:

Hak Cipta Dilindungi Undang-Undang

1. Dilarang mengutip sebagian atau seluruh karya tulis ini tanpa mencantumkan dan menyebutkan sumber:
 - a. Pengutipan hanya untuk kepentingan pendidikan, penelitian, penulisan karya ilmiah, penyusunan laporan, penulisan kritik atau tinjauan suatu masalah.
 - b. Pengutipan tidak merugikan kepentingan yang wajar UIN Suska Riau.
2. Dilarang mengumumkan dan memperbanyak sebagian atau seluruh karya tulis ini dalam bentuk apapun tanpa izin UIN Suska Riau.

Chart IV.2**The Percentage of Interval Score Distribution of Students'****Quantifier Test**

It can be seen, at interval score of 52-56, there are 12 %. At the interval score of 57-61, there are 10 %. At the interval score of 62-66, there are 24%. At the interval score of 67-71, there are 24%, at the interval of 72-76 there are 22%, at the interval score of 77-81, there are 4%. And at the interval score of 82-86, there are 4%.

The researcher also described the category and the percentage of students' ability in using quantifier as follows:

Table IV.3
The Percentage of students' ability in using quantifier

| No | Category | Frequency | Percentage (%) |
|----|-----------|-----------|----------------|
| 1 | Very Good | 4 | 8% |
| 2 | Good | 26 | 52% |
| 3 | Enough | 15 | 30% |
| 4 | Less | 5 | 10% |
| 5 | Fail | 0 | 0 |
| | Total | 50 | 100% |

Hak Cipta Dilindungi Undang-Undang

1. Dilarang mengutip sebagian atau seluruh karya tulis ini tanpa mencantumkan dan menyebutkan sumber:
 - a. Pengutipan hanya untuk kepentingan pendidikan, penelitian, penulisan karya ilmiah, penyusunan laporan, penulisan kritik atau tinjauan suatu masalah.
 - b. Pengutipan tidak merugikan kepentingan yang wajar UIN Suska Riau.
2. Dilarang mengumumkan dan memperbanyak sebagian atau seluruh karya tulis ini dalam bentuk apapun tanpa izin UIN Suska Riau.

From the table above, it can be seen that only 4 student are at very good category, with the percentage is 8 %. Most of them (26 students) are at good categories, with percentage 52%. 15 students are at enough category, with percentage 30 %, there still 5 students are at less category and there is no student at fail category.

Data Analysis**1. Students' ability in using quantifier .**

For analyzing data of students' ability in using quantifier, the researcher obtained the further analysis description by using SPSS 21.0 It can be seen from the following table.

Table IV.4
Descriptive Statistics students' ability in using quantifier

| Descriptive Statistics | | | | | |
|------------------------|----|---------|---------|------|-------|
| | N | Minimum | Maximum | Sum | Mean |
| Quantifier | 50 | 52 | 86 | 3364 | 67.28 |
| Valid N (listwise) | 50 | | | | |

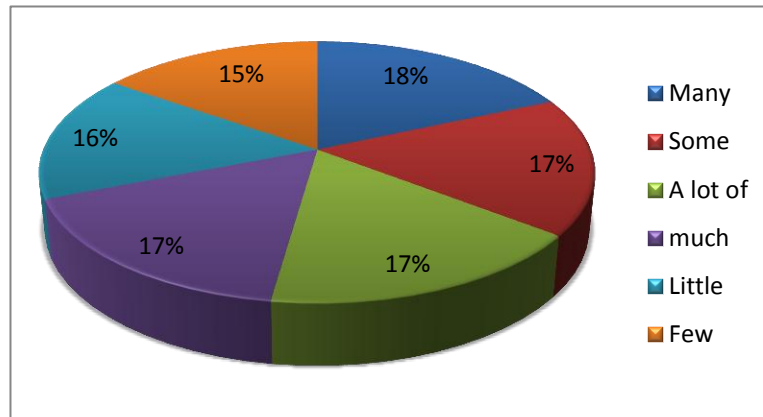
From the table it can be seen that the total score of students' quantifier test is 3364 with the mean score 67.28 , it means that the category for students' ability in using quantifier is good. Next, the minimum score is 52, and maximum score is 86. Based on the explanation above, we can take the conclusion that the level of students' ability in using quantifier is on good level.

Hak Cipta Dilindungi Undang-Undang

1. Dilarang mengutip sebagian atau seluruh karya tulis ini tanpa mencantumkan dan menyebutkan sumber:
 - a. Pengutipan hanya untuk kepentingan pendidikan, penelitian, penulisan karya ilmiah, penyusunan laporan, penulisan kritik atau tinjauan suatu masalah.
 - b. Pengutipan tidak merugikan kepentingan yang wajar UIN Suska Riau.
2. Dilarang mengumumkan dan memperbanyak sebagian atau seluruh karya tulis ini dalam bentuk apapun tanpa izin UIN Suska Riau.

The researcher also described the percentage of students ability for each categories of quantifier as follow:

Chart IV.3
The Percentage of the Dominant Quantifiers



Based on the chart above, It can be seen that the highest one, category “Many” has 18%, categories of “some”, “a lot of” and “much” each of them gets 17%, category “little” gets 16 % and the last category “few” only gets 15% wich is the lowest one.

Based on all the data above, the categories of dominant quantifier among all of quantifiers that taught in the first semester of MTs Dinul Hasanah is category of “**many**”.. The total score of each aspect started from the highest one into lowest one was presented in the following table:

Table IV.5
The Dominant Indicator of Students’ Ability in Using Quantifiers

| Aspect | Total Score | Mean Score |
|----------|-------------|------------|
| Many | 333 | 74.00 |
| Some | 275 | 68.75 |
| A lot of | 271 | 67.75 |
| Much | 304 | 67.56 |
| Little | 254 | 63.50 |
| Few | 245 | 61.25 |

Hak Cipta Dilindungi Undang-Undang

1. Dilarang mengutip sebagian atau seluruh karya tulis ini tanpa mencantumkan dan menyebutkan sumber:
 - a. Pengutipan hanya untuk kepentingan pendidikan, penelitian, penulisan karya ilmiah, penyusunan laporan, penulisan kritik atau tinjauan suatu masalah.
 - b. Pengutipan tidak merugikan kepentingan yang wajar UIN Suska Riau.
2. Dilarang mengumumkan dan memperbanyak sebagian atau seluruh karya tulis ini dalam bentuk apapun tanpa izin UIN Suska Riau.

Table IV.5 present the aspects of quantifier that taught in first semester, which show that the highest indicator is “many” with the total score 333 with the mean score is 74.00. the second is “some” with the total score 275 with the mean score is 68.75. The third is”alot of with the total score 271 with the mean score is 67.75. the fourth is “much with the total score 304 with the mean score is 67.56. the fifth is “little with the total score 254 with the mean score is 63.50. The lowest one is “few” with the total score 245 with the mean score is 61.25. For analyzing the dominant aspect of quantifier that taught in first semester, the researcher presents the table of each aspect as follows:

Table IV.6
The Aspect of Many

| No | Sum | Mean score |
|--------------------|-----|------------|
| Question 1 | 31 | 74.00 |
| Question 4 | 38 | |
| Question 14 | 37 | |
| Question 22 | 40 | |
| Question 25 | 42 | |
| Question 32 | 37 | |
| Question 41 | 37 | |
| Question 43 | 36 | |
| Question 49 | 35 | |
| Total | 333 | |

Table IV.6 shows that the total score of category of “many” is 333 with the total mean score 74.00. It means that the level category of eighth grade ‘students’ ability of MTs Dinul Hasanah Bagan for category of “many is at good level.

Hak Cipta Dilindungi Undang-Undang

1. Dilarang mengutip sebagian atau seluruh karya tulis ini tanpa mencantumkan dan menyebutkan sumber:
 - a. Pengutipan hanya untuk kepentingan pendidikan, penelitian, penulisan karya ilmiah, penyusunan laporan, penulisan kritik atau tinjauan suatu masalah.
 - b. Pengutipan tidak merugikan kepentingan yang wajar UIN Suska Riau.
2. Dilarang mengumumkan dan memperbanyak sebagian atau seluruh karya tulis ini dalam bentuk apapun tanpa izin UIN Suska Riau.

Table IV.7
The Aspect of Some

| No | Sum | Mean Score |
|--------------|------------|------------|
| Question 6 | 32 | 68.75 |
| Question 9 | 38 | |
| Question 15 | 34 | |
| Question 20 | 33 | |
| Question 28 | 35 | |
| Question 34 | 30 | |
| Question 38 | 40 | |
| Question 47 | 33 | |
| Total | 275 | |

Table IV.7 shows that the total score of category of some is 275, with the total mean score 68.75. It means that the level category of eighth grade students' ability of Mts Dinul Hasanah Bagan for category of "some" is at good level.

Table IV.8
The Aspect of a Lot of

| No | Sum | Mean Score |
|--------------|------------|------------|
| Question 5 | 32 | 67.75 |
| Question 7 | 36 | |
| Question 13 | 32 | |
| Question 21 | 37 | |
| Question 26 | 33 | |
| Question 33 | 31 | |
| Question 39 | 37 | |
| Question 44 | 33 | |
| Total | 271 | |

Table IV.8 shows that the total score of category of alot of is 271 with the total mean score 67.75. It means that the category of students' ability in using quantifier for category of "a lot of" is same like the two previous categories which is good level.

Hak Cipta Dilindungi Undang-Undang

1. Dilarang mengutip sebagian atau seluruh karya tulis ini tanpa mencantumkan dan menyebutkan sumber:
 - a. Pengutipan hanya untuk kepentingan pendidikan, penelitian, penulisan karya ilmiah, penyusunan laporan, penulisan kritik atau tinjauan suatu masalah.
 - b. Pengutipan tidak merugikan kepentingan yang wajar UIN Suska Riau.
2. Dilarang mengumumkan dan memperbanyak sebagian atau seluruh karya tulis ini dalam bentuk apapun tanpa izin UIN Suska Riau.

Table IV.9
The Aspect of Much

| No | Sum | Mean Score |
|--------------------|-----|------------|
| Question 2 | 38 | 67.56 |
| Question 8 | 32 | |
| Question 18 | 36 | |
| Question 24 | 30 | |
| Question 27 | 34 | |
| Question 31 | 35 | |
| Question 37 | 32 | |
| Question 45 | 34 | |
| Question 50 | 33 | |
| Total | 304 | |

Table IV.9 shows that the total score of category of much is 304 with the total mean score 67.56. It means that the level category of eighth grade students' ability of Mts Dinul Hasanah Bagan for category of "much" is still at good level.

Table IV.10
The Aspect of Little

| No | Sum | Mean Score |
|--------------------|-----|------------|
| Question 4 | 40 | 63.50 |
| Question 12 | 36 | |
| Question 17 | 34 | |
| Question 23 | 41 | |
| Question 30 | 33 | |
| Question 35 | 32 | |
| Question 40 | 43 | |
| Question 46 | 32 | |
| Total | 291 | |

Hak Cipta Dilindungi Undang-Undang

1. Dilarang mengutip sebagian atau seluruh karya tulis ini tanpa mencantumkan dan menyebutkan sumber:
 - a. Pengutipan hanya untuk kepentingan pendidikan, penelitian, penulisan karya ilmiah, penyusunan laporan, penulisan kritik atau tinjauan suatu masalah.
 - b. Pengutipan tidak merugikan kepentingan yang wajar UIN Suska Riau.
2. Dilarang mengumumkan dan memperbanyak sebagian atau seluruh karya tulis ini dalam bentuk apapun tanpa izin UIN Suska Riau.

Table IV.10 shows that the total score of category of little is 291 with the the total mean score 63.50. It means that the level category of eighth grade students' ability of Mts Dinul Hasanah Bagan for category of "little" is at enough level.

Table IV.11
The Aspect of Few

| No | Sum | Mean Score |
|--------------------|-----|------------|
| Question 3 | 29 | 61.25 |
| Question 10 | 35 | |
| Question 16 | 30 | |
| Question 19 | 32 | |
| Question 29 | 28 | |
| Question 36 | 35 | |
| Question 42 | 26 | |
| Question 48 | 30 | |
| Total | 245 | |

Table IV.11 shows that the total score of category of few is lowest one which is 245 with total mean score 61.25. It means that the level category of eighth grade students' ability of Mts Dinul Hasanah Bagan for category of "few" is at enough level.

Based on the explanation above, the researcher concluded that the level category of students' ability in using quantifier at Mts Dinul Hasanah is at good level. It can be seen from the mean score of students' quantifier test which is 67.28. The Highest quantifier score in this research is "many" with the mean score 74.00 and percentage 18% percent.